

LEA Name : Montrose Area SD
Address : 273 Meteor Way
Montrose, PA 18801

County : Susquehanna
AUN Number : 119584503
LEA Type : SD

Annual Financial Report
Accuracy Certification Statement

For Fiscal Year Ending

6/30/2018

Pennsylvania Department of Education


&

Office of Comptroller Operations

PDE-2056: Intermediate Unit

PDE-2057: School District, AVTS/CTC, Charter School,
and Special Program Jointure


CERTIFICATION: By signing this page I agree that the electronic data submitted is a complete and accurate statement of the financial operations and status of the local education agency for the fiscal year. It has been prepared in accordance with generally accepted accounting principles and established Commonwealth of PA reporting guidelines.



Chief School Administrator Signature

11-29-18

Date



Board Secretary Signature

11.29.18

Date

Michelle Lusk

Contact Person

mlusk@masd.info

Contact Person E-mail Address

(570)278-6213

Ext :

Contact Person Telephone Number

(570)278-4798

Contact Person Fax Number

Audit Certification
Annual Financial Report:
For Fiscal Year Ending **6/30/2018**
(Pursuant to PA School Code Section 218(b))

LEA Name : Montrose Area SD
AUN Number : 119584503
County : Susquehanna

Audit Certification Due: 12/31/2018

This certification is applicable to the Annual Financial Report data submitted through the Consolidated Financial Reporting System on: _____
Date

Auditing Firm:

Auditor Contact Name:

Auditor Phone:

Auditor E-mail:

, , -

CERTIFICATION: By signing this page I agree that the financial statements of the school have been properly audited as noted above pursuant to Article XXIV, and in the auditor's professional opinion, the Annual Financial Report (PDE-2057) submitted on the date referenced is materially consistent with the audited financial statements.

Chief School Administrator

Board Secretary

Signature

Date

Signature

Date

Michelle Lusk

Contact Person

mlusk@masd.info

Contact Person E-mail Address

(570)278-6213

Ext :

Contact Person Telephone Number

(570)278-4798

Contact Person Fax Number

LEA : 119584503 Montrose Area SD

Printed 11/28/2018 1:42:08 PM

Val Number	Description	Justification
42390	<p>Expenditure Detail: AFR amount must equal or exceed PDE FAI System amount.</p> <p>2900-595, AFR Exp Detail: \$23,604.98 2900-595, PDE FAI System: \$36,840.11</p>	<p>The District received a refund of a portion of this expense. A check was received from the NEIU for \$13,235.13 and was coded to 2900-595 because it was a current year refund.</p>
50440	<p>SESS - 2260 Instruction and Curriculum Development Services: SESS Schedule amounts for Special Education vary from prior year by 40% or more. Correct the data or enter a justification.</p> <p>SESS Schedule 2260: \$87,966.79 Prior Year SESS Schedule 2260: \$25,637.84</p>	<p>The District hired a curriculum director in 2017-2018 causing the Function 2260 to increase significantly.</p>
50450	<p>SESS - 2350 Legal and Accounting Services: SESS Schedule amounts for Special Education vary from prior year by 40% or more. Correct the data or enter a justification.</p> <p>SESS Schedule 2350: \$10,260.50 Prior Year SESS Schedule 2350: \$6,953.60</p>	<p>The District had increased legal costs in 2017-2018 due to more due processing hearings relating to special education students.</p>
50480	<p>SESS - 2700 Student Transportation Services: SESS Schedule amounts for Special Education vary from prior year by 40% or more. Correct the data or enter a justification.</p> <p>SESS Schedule 2700: \$1,430.64 Prior Year SESS Schedule 2700: \$18,288.07</p>	<p>The District had minimal use of a handicap wheelchair van in 2017-2018 versus 2016-2017 because the handicapped wheelchair bound student graduated in June of 2017.</p>

LEA : 119584503 Montrose Area SD

Printed 11/28/2018 1:41:14 PM

Amounts Expressed in Whole Dollars		<u>General Fund</u> <u>(10)</u>	<u>Public Purpose Trust</u> <u>(27)</u>	<u>Other Compt Approved</u> <u>(28)</u>	<u>Athletic / Activity</u> <u>(29)</u>	<u>Capital Reserve (690.</u> <u>1850)</u> <u>(31)</u>
Assets And Deferred Outflows Of Resources						
Assets						
0100	Cash and Cash Equivalents	3,231,589				
0110	Investments					
0120	Taxes Receivable	514,197				
0130	Due From Other Funds	71,052				
0141	Due From Other Governments					
0142	State Revenue Receivable	1,026,163				
0143	Federal Revenue Receivable	7,749				
0145	Other Intergovernmental Revenue Receivable					
0146	Due from Primary Government					
0147	Due from Component Unit					
0150	Other Receivables	61,620				
0170	Inventories	76,891				
0180	Prepaid Expenses (Expenditures)					
0190	Other Current Assets					
Total Assets		\$4,989,261				
0910	Deferred Outflows of Resources					
Total Assets And Deferred Outflows Of Resources		\$4,989,261				

LEA : 119584503 Montrose Area SD

Printed 11/28/2018 1:41:14 PM

Amounts Expressed in Whole Dollars		<u>Capital Reserve (1431)</u> <u>(32)</u>	<u>Other Capital Projects</u> <u>Fund</u> <u>(39)</u>	<u>Debt Service</u> <u>(40)</u>	<u>Permanent</u> <u>(90)</u>	<u>Total Governmental</u> <u>Funds</u>
Assets And Deferred Outflows Of Resources						
Assets						
0100	Cash and Cash Equivalents		763,756			3,995,345
0110	Investments					
0120	Taxes Receivable					514,197
0130	Due From Other Funds					71,052
0141	Due From Other Governments					
0142	State Revenue Receivable					1,026,163
0143	Federal Revenue Receivable					7,749
0145	Other Intergovernmental Revenue Receivable					
0146	Due from Primary Government					
0147	Due from Component Unit					
0150	Other Receivables		3,290			64,910
0170	Inventories					76,891
0180	Prepaid Expenses (Expenditures)					
0190	Other Current Assets					
Total Assets			\$767,046			\$5,756,307
0910	Deferred Outflows of Resources					
Total Assets And Deferred Outflows Of Resources			\$767,046			\$5,756,307

LEA : 119584503 Montrose Area SD

Printed 11/28/2018 1:41:14 PM

Amounts Expressed in Whole Dollars		<u>General Fund</u> <u>(10)</u>	<u>Public Purpose Trust</u> <u>(27)</u>	<u>Other Compt Approved</u> <u>(28)</u>	<u>Athletic / Activity</u> <u>(29)</u>	<u>Capital Reserve (690.</u> <u>1850)</u> <u>(31)</u>
Liabilities And Deferred Inflows Of Resources And Fund Balances						
Liabilities						
0400	Due to Other Funds	53,088				
0411	Due to Other Governments					
0412	Due to Primary Government					
0413	Due to Component Unit					
0420	Accounts Payable	502,580				
0430	Contracts Payable					
0440	Current Portion of Long-Term Debt					
0450	Short-Term Payables					
0461	Accrued Salaries and Benefits	253,893				
0462	Payroll Deductions and Withholding					
0480	Unearned Revenues	28				
0490	Other Current Liabilities					
Total Liabilities		\$809,589				
0950	Deferred Inflows of Resources	417,777				
Fund Balances						
0810	Nonspendable Fund Balance	76,891				
0820	Restricted Fund Balance					
0830	Committed Fund Balance	2,048,280				
0840	Assigned Fund Balance					
0850	Unassigned Fund Balance	1,636,724				
Total Fund Balances		\$3,761,895				
Total Liabilities, Deferred Inflows Of Resources And Fund Balances		\$4,989,261				

LEA : 119584503 Montrose Area SD

Printed 11/28/2018 1:41:14 PM

Amounts Expressed in Whole Dollars		<u>Capital Reserve (1431)</u> <u>(32)</u>	<u>Other Capital Projects</u> <u>Fund</u> <u>(39)</u>	<u>Debt Service</u> <u>(40)</u>	<u>Permanent</u> <u>(90)</u>	<u>Total Governmental</u> <u>Funds</u>
Liabilities And Deferred Inflows Of Resources And Fund Balances						
Liabilities						
0400	Due to Other Funds					53,088
0411	Due to Other Governments					
0412	Due to Primary Government					
0413	Due to Component Unit					
0420	Accounts Payable					502,580
0430	Contracts Payable					
0440	Current Portion of Long-Term Debt					
0450	Short-Term Payables					
0461	Accrued Salaries and Benefits					253,893
0462	Payroll Deductions and Withholding					
0480	Unearned Revenues					28
0490	Other Current Liabilities					
Total Liabilities						\$809,589
0950	Deferred Inflows of Resources					417,777
Fund Balances						
0810	Nonspendable Fund Balance					76,891
0820	Restricted Fund Balance		767,046			767,046
0830	Committed Fund Balance					2,048,280
0840	Assigned Fund Balance					
0850	Unassigned Fund Balance					1,636,724
Total Fund Balances			\$767,046			\$4,528,941
Total Liabilities, Deferred Inflows Of Resources And Fund Balances			\$767,046			\$5,756,307

Amounts Expressed in Whole Dollars		<u>General Fund</u> <u>(10)</u>	<u>Public Purpose Trust</u> <u>(27)</u>	<u>Other Compt Approved</u> <u>(28)</u>	<u>Athletic / Activity</u> <u>(29)</u>	<u>Capital Reserve (690.</u> <u>1850)</u> <u>(31)</u>
Revenues						
6000	Revenue from Local Sources	11,984,764				
7000	Revenue from State Sources	13,887,544				
8000	Revenue from Federal Sources	547,922				
Total Revenues		\$26,420,230				
Expenditures						
1000	Instruction	15,461,177				
2000	Support Services	9,335,398				
3000	Operation of Non-Instructional Services	438,691				
4000	Facilities Acquisition, Construction and Improvement Services	85,651				
5110	Debt Service	581,368				
5130	Refund of Prior Year Revenues / Receipts					
Total Expenditures		\$25,902,285				
Excess (Deficiency) Of Revenues Over Expenditures		\$517,945				
Other Financing Sources (Uses)						
9110	Face Value of Bonds Issued					
9120	Proceeds from Refunding of Bonds					
9130	Bond Premiums					
9200	Proceeds from Extended-Term Financing					
9300	Interfund Transfers - IN					
9400	Sale of or Compensation for Loss of Fixed Assets	300				
9710	Transfers from Component Units					
9720	Transfers from Primary Governments					
9910	Other Financing Sources Not Listed in the 9000 Series					
9990	Insurance Recoveries					
5120	Debt Service – Refunded Bonds					
5150	Bond Discounts					
5200	Interfund Transfers – Out	30,000				
5300	Transfers Out to Component Units/Primary Governments					
Total Other Financing Sources (Uses)		(\$29,700)				

LEA : 119584503 Montrose Area SD

Printed 11/28/2018 1:41:23 PM

Amounts Expressed in Whole Dollars		<u>Capital Reserve (1431</u> <u>(32)</u>	<u>Other Capital Projects</u> <u>Fund</u> <u>(39)</u>	<u>Debt Service</u> <u>(40)</u>	<u>Permanent</u> <u>(90)</u>	<u>Total Governmental</u> <u>Funds</u>
Revenues						
6000	Revenue from Local Sources		16,364			12,001,128
7000	Revenue from State Sources					13,887,544
8000	Revenue from Federal Sources					547,922
Total Revenues			\$16,364			\$26,436,594
Expenditures						
1000	Instruction		3,488			15,464,665
2000	Support Services		353,510			9,688,908
3000	Operation of Non-Instructional Services					438,691
4000	Facilities Acquisition, Construction and Improvement Services		548,363			634,014
5110	Debt Service					581,368
5130	Refund of Prior Year Revenues / Receipts					
Total Expenditures			\$905,361			\$26,807,646
Excess (Deficiency) Of Revenues Over Expenditures			(\$888,997)			(\$371,052)
Other Financing Sources (Uses)						
9110	Face Value of Bonds Issued					
9120	Proceeds from Refunding of Bonds					
9130	Bond Premiums					
9200	Proceeds from Extended-Term Financing					
9300	Interfund Transfers - IN					
9400	Sale of or Compensation for Loss of Fixed Assets		94,645			94,945
9710	Transfers from Component Units					
9720	Transfers from Primary Governments					
9910	Other Financing Sources Not Listed in the 9000 Series					
9990	Insurance Recoveries					
5120	Debt Service – Refunded Bonds					
5150	Bond Discounts					
5200	Interfund Transfers – Out					30,000
5300	Transfers Out to Component Units/Primary Governments					
Total Other Financing Sources (Uses)			\$94,645			\$64,945

Amounts Expressed in Whole Dollars		<u>General Fund</u> <u>(10)</u>	<u>Public Purpose Trust</u> <u>(27)</u>	<u>Other Compt Approved</u> <u>(28)</u>	<u>Athletic / Activity</u> <u>(29)</u>	<u>Capital Reserve</u> <u>(690.</u> <u>1850)</u> <u>(31)</u>
Special And Extraordinary Items						
9920	Special Items – Gains					
9930	Extraordinary Items – Gains					
5520	Special Items – Losses					
5530	Extraordinary Items – Losses					
Net Change In Fund Balances		\$488,245				
Fund Balance						
0001	Fund Balance - Beginning of Fiscal Year	3,273,650				
Fund Balance - End Of Year		\$3,761,895				

Amounts Expressed in Whole Dollars		<u>Capital Reserve (1431)</u> <u>(32)</u>	<u>Other Capital Projects</u> <u>Fund</u> <u>(39)</u>	<u>Debt Service</u> <u>(40)</u>	<u>Permanent</u> <u>(90)</u>	<u>Total Governmental</u> <u>Funds</u>
Special And Extraordinary Items						
9920	Special Items – Gains					
9930	Extraordinary Items – Gains					
5520	Special Items – Losses					
5530	Extraordinary Items – Losses					
Net Change In Fund Balances			(\$794,352)			(\$306,107)
Fund Balance						
0001	Fund Balance - Beginning of Fiscal Year		1,561,398			4,835,048
Fund Balance - End Of Year			\$767,046			\$4,528,941

LEA : 119584503 Montrose Area SD

Printed 11/28/2018 1:41:25 PM

Amounts Expressed in Whole Dollars	Food Service (51)	Child Care Operations (52)	Other Enterprise (58)	TOTAL	Internal Service (60)
Assets And Deferred Outflows Of Resources					
Current Assets					
0100 Cash and Cash Equivalents	58,331			58,331	
0110 Investments					
0130 Due From Other Funds	53,088			53,088	
0141 Due From Other Governments					
0142 State Revenue Receivable	1,324			1,324	
0143 Federal Revenue Receivable	19,206			19,206	
0146 Due from Primary Government					
0147 Due from Component Unit					
0150 Other Receivables					
0170 Inventories	4,548			4,548	
0180 Prepaid Expenses (Expenditures)					
0190 Other Current Assets					
Total Current Assets	\$136,497			\$136,497	
Noncurrent Assets					
0211 Land					
0212 Site Improvements (Net)					
0220 Buildings and Building Improvements (Net)					
0230 Machinery, Equipment and Furniture (Net)	36,269			36,269	
0250 Construction in Progress					
0260 Long Term Prepayments					
0290 Other Noncurrent Assets					
Total Noncurrent Assets	\$36,269			\$36,269	
0910 Deferred Outflows of Resources	121,861			121,861	
Total Assets And Deferred Outflows Of Resources	\$294,627			\$294,627	

LEA : 119584503 Montrose Area SD

Printed 11/28/2018 1:41:25 PM

Amounts Expressed in Whole Dollars	Food Service (51)	Child Care Operations (52)	Other Enterprise (58)	TOTAL	Internal Service (60)
Liabilities And Deferred Inflows Of Resources And Net Position					
Current Liabilities					
0400 Due to Other Funds	66,551			66,551	
0411 Due to Other Governments					
0413 Due to Component Unit					
0420 Accounts Payable					
0430 Contracts Payable					
0440 Current Portion of Long-Term Debt					
0450 Short-Term Payables					
0461 Accrued Salaries and Benefits					
0462 Payroll Deductions and Withholding					
0480 Unearned Revenues	12,687			12,687	
0490 Other Current Liabilities					
Total Current Liabilities	\$79,238			\$79,238	
Noncurrent Liabilities					
0510 Bonds Payable					
0520 Extended-Term Financing Agreements Payable					
0530 Lease-Purchase Obligations					
0540 Accumulated Compensated Absences					
0550 Authority Lease Obligations					
0560 Other Post-Employment Benefits (OPEB)					
0570 Net Pension Liability	806,896			806,896	
0599 Other Noncurrent Liabilities					
Total Noncurrent Liabilities	\$806,896			\$806,896	
Total Liabilities	\$886,134			\$886,134	
0950 Deferred Inflows of Resources	20,259			20,259	
Net Position					
0791 Net Investment in Capital Assets	36,269			36,269	
0008 Restricted Net Position (0792 – 0798)					
0799 Unrestricted Net Position	(648,035)			(648,035)	
Total Net Position	(\$611,766)			(\$611,766)	
Total Liabilities And Deferred Inflows Of Resources And Net Position	\$294,627			\$294,627	

Amounts Expressed in Whole Dollars	Food Service (51)	Child Care Operations (52)	Other Enterprise (58)	TOTAL	Internal Service (60)
Operating Revenues					
6600 Food Service Revenue	215,037			215,037	
0071 Charges for Services					
0072 Other Operating Revenue					
Total Operating Revenues	\$215,037			\$215,037	
Operating Expenses					
100 Personnel Services – Salaries	212,752			212,752	
200 Personnel Services – Employee Benefits	146,267			146,267	1
300 Purchased Professional and Technical Services					
400 Purchased Property Services	12,615			12,615	
500 Other Purchased Services	1,582			1,582	
600 Supplies	298,143			298,143	
740 Depreciation	13,066			13,066	
810 Dues and Fees	138			138	
890 Miscellaneous Expenditures	3,419			3,419	
Total Operating Expenses	\$687,982			\$687,982	\$1
Operating Income (Loss)	(\$472,945)			(\$472,945)	(\$1)
Non Operating Revenues (Expenses)					
6500 Earnings on Investments	433			433	
6920 Contributions and Donations from Private Sources					
6930 Gains or Losses on Sale of Fixed Assets					
6991 Refunds of a Prior Year Expenditure					
7000 Revenue from State Sources	69,651			69,651	
8000 Revenue from Federal Sources	411,993			411,993	
820 Claims and Judgments Against the LEA					
830 Interest					
TOTAL Non Operating Revenues (Expenses)	\$482,077			\$482,077	
Income (Loss) Before Contributions And Transfers	\$9,132			\$9,132	(\$1)

Amounts Expressed in Whole Dollars	<u>Food Service</u> <u>(51)</u>	<u>Child Care Operations</u> <u>(52)</u>	<u>Other Enterprise</u> <u>(58)</u>	<u>TOTAL</u>	<u>Internal Service</u> <u>(60)</u>
Contributions, Transfers, and Special and Extraordinary Items					
5200 Interfund Transfers – Out					
5300 Transfers Out to Component Units/Primary Governments					
5520 Special Items – Losses					
5530 Extraordinary Items – Losses					
9300 Interfund Transfers - IN	30,000			30,000	
9500 Capital Contributions					
9700 Transfers IN From Component Units/Primary Governments					
9920 Special Items – Gains					
9930 Extraordinary Items – Gains					
Change In Net Position	\$39,132			\$39,132	(\$1)
0002 Net Position - Beginning of Fiscal Year	(650,898)			(650,898)	1
0003 Accounting Changes / Residual Equity Transfers					
Net Position - End Of Year	(\$611,766)			(\$611,766)	

LEA : 119584503 Montrose Area SD

Printed 11/28/2018 1:41:33 PM

Amounts Expressed in Whole Dollars	<u>Food Service</u> <u>(51)</u>	<u>Child Care Operations</u> <u>(52)</u>	<u>Other Enterprise</u> <u>(58)</u>	<u>TOTAL</u>	<u>Internal Service(60)</u>
Cash Flows From Operating Activities					
0011 Cash Receipts From Users	215,037			215,037	
0012 Cash Receipts From Assessments Made to Other Funds					
0013 Cash Receipts From Earnings on Investments					
0014 Cash Receipts From Other Operating Revenue					
0015 Cash Payments To Employees For Services	218,306			218,306	
0016 Cash Payments For Insurance Claims					
0017 Cash Payments To Suppliers For Goods and Services	417,866			417,866	1
0018 Cash Payments For Other Operating Expenses	3,557			3,557	
Net Cash Provided By (Used For) Operating Activities	(\$424,692)			(\$424,692)	(\$1)
Cash Flows From Non-Capital Financing Activities					
0021 Receipts From Local Sources - 6000					
0022 Receipts From State Sources - 7000	70,288			70,288	
0023 Receipts From Federal Sources -8000	368,064			368,064	
0024 Notes and Loans Received (Repaid)					
0025 Interest Paid on Notes/Loans - 5100-830					
0026 Operating Transfers In (Out)/Residual Equity Trans					
0027 Operating Transfers In (Out) Primary Government / Comp Unit					
0028 Receipts From Refund of Prior Year Expenditures - 6991					
0029 Special and Extraordinary Gains (losses)					
0030 Receipts from Insurance Recoveries -9990					
Net Cash Prov By (Used for) Non-Capital Financing Activities	\$438,352			\$438,352	
Cash Flows From Capital and Related Financing Activities					
0031 Payments For Fac Acq, Const, and Imp - 4000	(3,367)			(3,367)	
0032 Gain / (Loss) on Sale of Fixed Assets - 6930					
0033 Proceeds From Extended Term Financing - 9200					
0034 Principal Paid on Financing Agreements					
0035 Interest Paid on Financing Agreements - 5100-830					
0036 (Inc) Dec in Contributed Capital					
Net Cash Prov By (Used for) Capital and Related Financing Activities	(\$3,367)			(\$3,367)	
Cash Flows From Investing Activities					
0041 Earnings on Investments - 6500	433			433	
0042 Purchase of Inv Securities / Deposits to Inv Pools					
0043 Receipts From Investment Pool Withdrawals					
0044 Proceeds from Sale and Maturity of Inv Securities					

LEA : 119584503 Montrose Area SD

Printed 11/28/2018 1:41:33 PM

0045 Loans Received (Paid)	30,000	30,000
Net Cash Prov By (Used for) Investing Activities	\$30,433	\$30,433

LEA : 119584503 Montrose Area SD

Printed 11/28/2018 1:41:33 PM

	Food Service (51)	Child Care Operations (52)	Other Enterprise (58)	TOTAL	Internal Service (60)
Net Increase (Decrease) in Cash Flows	40,726			40,726	(1)
0004 Cash and Cash Equivalents Beginning of Year	17,605			17,605	1
Cash and Cash Equivalents at Year End	\$58,331			\$58,331	
Reconciliation of Operating Income (Loss) To Net Cash Provided by (Used For) Operating Activities					
0005 Operating Income (Loss) per REP	(472,945)			(472,945)	(1)
Adjustments					
0051 Depreciation and Net Amortization	13,066			13,066	
0052 Provision for Uncollectible Accounts					
0053 Other Adjustments	51,056			51,056	
Effect of Changes in Assets, Liabilities, Deferred Outflows and Deferred Inflows					
0054 (Inc) Dec In Accounts Receivable (0120-0150)	(5,554)			(5,554)	
0055 Advances to Other Funds (0160)					
0056 (Inc) Dec in Inventories (0170)	47			47	
0057 (Inc) Dec in Prepaid Expenses (0180)					
0058 (Inc) Dec in Other Current or Noncurrent Assets					
0064 Deferred Outflows (0910)	16,077			16,077	
0059 Inc (Dec) in Accounts Payable (0400-0450)	(8,530)			(8,530)	
0060 Inc (Dec) in Accrued Salaries/Benefits (0461)					
0065 Inc (Dec) in Net Pension Liabilities (0570)	(27,285)			(27,285)	
0066 Inc (Dec) in Other Postemp Benefit Oblig (0560)					
0061 Inc (Dec) in Payroll Deductions/Withholding (0462)					
0062 Inc (Dec) in Unearned Revenue (0480)	50			50	
0063 Inc (Dec) in Other Current or Noncurrent Liabilities					
0067 Deferred Inflows (0950)	9,326			9,326	
Total Adjustments	\$48,253			\$48,253	
Cash Provided By (Used for) Total	(\$424,692)			(\$424,692)	(\$1)

COMBINED STATEMENT OF CASH FLOWS
SCHEDULE OF NONCASH INVESTING, CAPITAL, AND FINANCING ACTIVITIES

Explanation of Transaction and Balance Sheet Effect	Amount
Total	

LEA : 119584503 Montrose Area SD

Printed 11/28/2018 1:41:34 PM

Amounts Expressed in Whole Dollars	<u>Private Purpose Trust</u> <u>(71)</u>	<u>Investment Trust</u> <u>(72)</u>	<u>Pension Trust</u> <u>(73)</u>	<u>Activity</u> <u>(81)</u>
Assets And Deferred Outflows Of Resources				
Assets				
0100 Cash and Cash Equivalents	6,701			91,020
0110 Investments	2,250			
0130 Due From Other Funds				
0147 Due from Component Unit				
0150 Other Receivables				
0170 Inventories				
0180 Prepaid Expenses (Expenditures)				
0190 Other Current Assets				
0220 Buildings and Building Improvements (Net)				
0230 Machinery, Equipment and Furniture (Net)				
Total Assets	\$8,951			\$91,020
0910 Deferred Outflows of Resources				
Total Assets And Deferred Outflows Of Resources	\$8,951			\$91,020

LEA : 119584503 Montrose Area SD

Printed 11/28/2018 1:41:34 PM

Amounts Expressed in Whole Dollars	<u>Other Agency</u> <u>(89)</u>	<u>Discrete Component Units</u> <u>(98)</u>	<u>Discrete Component Units</u> <u>(99)</u>	<u>Total Fiduciary Funds</u>
Assets And Deferred Outflows Of Resources				
Assets				
0100 Cash and Cash Equivalents	1,385,522			1,483,243
0110 Investments				2,250
0130 Due From Other Funds				
0147 Due from Component Unit				
0150 Other Receivables				
0170 Inventories				
0180 Prepaid Expenses (Expenditures)				
0190 Other Current Assets				
0220 Buildings and Building Improvements (Net)				
0230 Machinery, Equipment and Furniture (Net)				
Total Assets	\$1,385,522			\$1,485,493
0910 Deferred Outflows of Resources				
Total Assets And Deferred Outflows Of Resources	\$1,385,522			\$1,485,493

LEA : 119584503 Montrose Area SD

Printed 11/28/2018 1:41:34 PM

Amounts Expressed in Whole Dollars	<u>Private Purpose Trust</u> <u>(71)</u>	<u>Investment Trust</u> <u>(72)</u>	<u>Pension Trust</u> <u>(73)</u>	<u>Activity</u> <u>(81)</u>
Liabilities, Deferred Inflows Of Resources And Net Position				
Liabilities				
0400 Due to Other Funds				
0411 Due to Other Governments				
0412 Due to Primary Government				
0413 Due to Component Unit				
0420 Accounts Payable				
0430 Contracts Payable				
0450 Short-Term Payables				
0461 Accrued Salaries and Benefits				
0462 Payroll Deductions and Withholding				
0480 Unearned Revenues				
0490 Other Current Liabilities				91,020
Total Liabilities				\$91,020
0950 Deferred Inflows of Resources				
Net Position				
0791 Net Investment in Capital Assets				
0009 Restricted Net Position (0792 – 0798)	8,951			
0799 Unrestricted Net Position				
Total Net Position	\$8,951			
Total Liabilities, Deferred Inflows Of Resources And Net Position	\$8,951			\$91,020

LEA : 119584503 Montrose Area SD

Printed 11/28/2018 1:41:34 PM

Amounts Expressed in Whole Dollars	Other Agency (89)	Discrete Component Units (98)	Discrete Component Units (99)	Total Fiduciary Funds
Liabilities, Deferred Inflows Of Resources And Net Position				
Liabilities				
0400 Due to Other Funds	4,501			4,501
0411 Due to Other Governments				
0412 Due to Primary Government				
0413 Due to Component Unit				
0420 Accounts Payable				
0430 Contracts Payable				
0450 Short-Term Payables				
0461 Accrued Salaries and Benefits				
0462 Payroll Deductions and Withholding	1,381,021			1,381,021
0480 Unearned Revenues				
0490 Other Current Liabilities				91,020
Total Liabilities	\$1,385,522			\$1,476,542
0950 Deferred Inflows of Resources				
Net Position				
0791 Net Investment in Capital Assets				
0009 Restricted Net Position (0792 – 0798)				8,951
0799 Unrestricted Net Position				
Total Net Position				\$8,951
Total Liabilities, Deferred Inflows Of Resources And Net Position	\$1,385,522			\$1,485,493

LEA : 119584503 Montrose Area SD

Printed 11/28/2018 1:41:35 PM

Amounts Expressed in Whole Dollars	<u>Private Purpose Trust</u> <u>(71)</u>	<u>Investment Trust</u> <u>(72)</u>	<u>Pension Trust</u> <u>(73)</u>	<u>Discrete Component</u> <u>Units</u> <u>(98)</u>	<u>Discrete Component</u> <u>Units</u> <u>(99)</u>	<u>Total Fiduciary</u> <u>Funds</u>
Additions						
0091 Gifts and Contributions	1,200					1,200
0092 Other Additions	29					29
Deductions						
0093 Scholarships Awarded	1,028					1,028
0094 Other Deductions						
Change In Net Position	\$201					\$201
0006 Net Position – Beginning of Fiscal Year	8,750					8,750
0007 Net Position Held in Trust for Pension Benefits						
Net Position - End of Fiscal Year	\$8,951					\$8,951

LEA : 119584503 Montrose Area SD

General Fund (10)

Printed 11/28/2018 1:41:36 PM

Page - 1 of 4

	Revenue Reported In Current Year	Current Year Tax Accrual	Prior Year Tax Accrual	Taxes Collected In Current Year
Revenue from Local Sources				
6111 Current Real Estate Taxes	9,965,531.80			9,965,531.80
6113 Public Utility Realty Taxes	10,318.94			10,318.94
6114 Payments in Lieu of Current Taxes - State / Local	6,697.53			6,697.53
6120 Current Per Capita Taxes, Section 679	16,218.00			16,218.00
6141 Current Act 511 Per Capita Taxes	16,218.00			16,218.00
6152 Current Act 511 Occupation Taxes	63,654.17			63,654.17
6153 Current Act 511 Real Estate Transfer Taxes	145,350.58	17,017.36	16,750.30	145,083.52
6411 Delinquent Real Estate Taxes	557,375.94	96,530.28	146,893.02	607,738.68
6420 Delinquent Per Capita Taxes, Section 679	2,750.00			2,750.00
6440 Delinquent Local Enabling Taxes - Flat Rate Assessments	2,750.00			2,750.00
6452 Delinquent Act 511 Occupation Taxes	10,873.50			10,873.50
6500 Earnings on Investments	74,170.66			
6700 Revenues from LEA Activities	11,348.90			
6829 State Revenue Received from Other Sources	668.51			
6832 Federal IDEA Revenue Received as Pass Through	277,162.16			
6910 Rentals	389,194.90			
6920 Contributions and Donations from Private Sources	8.86			
6942 Summer School Tuition	2,436.00			
6980 Revenue from Community Services Activities	276,884.21			
6991 Refunds of a Prior Year Expenditure	153,348.94			
6999 Other Revenues Not Specified Above	1,802.62			
TOTAL Revenue from Local Sources	\$11,984,764.22	\$113,547.64	\$163,643.32	\$10,847,834.14

	Revenue Reported In Current Year			
Revenue from State Sources				
7110 Basic Education Funding	7,563,114.71			
7160 Tuition for Orphans Subsidy	13,704.51			
7220 Vocational Education	2,658.95			
7240 Driver Education - Student	560.00			
7271 Special Education funds for School-Aged Pupils	1,148,429.07			
7311 Pupil Transportation Subsidy	1,339,597.38			
7312 Nonpublic and Charter School Pupil Transportation Subsidy	14,630.00			
7330 Health Services (Medical, Dental, Nurse, Act 25)	25,049.09			
7340 State Property Tax Reduction Allocation	1,098,671.88			
7505 Ready to Learn Block Grant	290,716.00			
7810 State Share of Social Security and Medicare Taxes	445,427.79			
7820 State Share of Retirement Contributions	1,944,984.20			
TOTAL Revenue from State Sources	\$13,887,543.58			

	Revenue Reported In Current Year			
<u>Revenue from Federal Sources</u>				
8514 NCLB, Title I - Improving the Academic Achievement of the Disadvantaged	372,349.65			
8515 NCLB, Title II - Preparing, Training and Recruiting High Quality Teachers and Principals	59,415.00			
8517 NCLB, Title IV - 21St Century Schools	10,000.00			
8810 School-Based Access Medicaid Reimbursement Program (SBAP) Reimbursements (Access)	104,677.47			
8820 Medical Assistance Reimbursement for Administrative Claiming (Quarterly) Program	1,480.01			
TOTAL Revenue from Federal Sources	\$547,922.13			

	Revenue Reported <u>In Current Year</u>			
<u>Other Financing Sources</u>				
9400 Sale of or Compensation for Loss of Fixed Assets	300.00			
TOTAL Other Financing Sources	\$300.00			
TOTAL FROM ALL SOURCES	\$26,420,529.93	\$113,547.64	\$163,643.32	\$10,847,834.14

Revenue from Local Sources	11,984,764.22
Revenue from State Sources	13,887,543.58
Revenue from Federal Sources	547,922.13
Other Financing Sources	300.00
TOTAL FROM ALL SOURCES	\$26,420,529.93

LEA : 119584503 Montrose Area SD

Printed 11/28/2018 1:41:39 PM

General Fund (10)	
1000 Instruction	<u>Total</u>
100 <u>Personnel Services – Salaries</u>	
100 Personnel Services – Salaries	8,326,608.17
Total Personnel Services – Salaries	\$8,326,608.17
200 <u>Personnel Services – Employee Benefits</u>	
210 Group Insurance – Contracted Provider	1,710,364.25
220 Social Security Contributions	626,492.55
230 PSERS Retirement Contributions	2,690,688.39
260 Workers' Compensation	45,763.57
Total Personnel Services – Employee Benefits	\$5,073,308.76
300 <u>Purchased Professional and Technical Services</u>	
322 Professional Educational Services – Ius	97,063.13
324 Professional Educational Services – Employee Training and Development Services	10,000.00
329 Professional Educational Services – Other	228,664.61
330 Other Professional Services	26,278.58
Total Purchased Professional and Technical Services	\$362,006.32
400 <u>Purchased Property Services</u>	
430 Repairs and Maintenance Services	8,788.84
440 Rentals	44,195.88
Total Purchased Property Services	\$52,984.72
500 <u>Other Purchased Services</u>	
510 Student Transportation Services	42,892.89
550 Printing and Binding	1,237.41
561 Tuition To Other School Districts Within the State	21,546.14
562 Tuition To Pennsylvania Charter Schools	597,462.62
564 Tuition To Career and Technology Centers	546,532.72
567 Tuition To Approved Private Schools (APS) and PA Chartered Schools for the Deaf and Blind	25,982.39
568 Tuition To Private Residential Rehabilitative Institutions (PRRI) [In-State] and Detention Centers	158,002.52
580 Travel	11,436.78
Total Other Purchased Services	\$1,405,093.47
600 <u>Supplies</u>	
610 General Supplies	188,920.05
620 Energy	67.39
630 Food	1,309.52
640 Books and Periodicals	38,867.71
650 Supplies & Fees – Technology Related	1,833.00
Total Supplies	\$230,997.67
700 <u>Property</u>	
752 Capital Equipment – Original and Additional	2,124.00
762 Capitalized Equipment - Replacement	3,240.00
Total Property	\$5,364.00
800 <u>Other Objects</u>	
810 Dues and Fees	4,039.40

LEA : 119584503 Montrose Area SD

Printed 11/28/2018 1:41:39 PM

General Fund (10)	
1000 Instruction	<u>Total</u>
800 <u>Other Objects</u>	
890 Miscellaneous Expenditures	774.34
Total Other Objects	\$4,813.74
Total 1000 Instruction	\$15,461,176.85

LEA : 119584503 Montrose Area SD

Printed 11/28/2018 1:41:39 PM

General Fund (10)				
1100 Regular Programs – Elementary / Secondary	<u>Elementary</u>	<u>Secondary</u>	<u>Federal</u>	<u>Total</u>
100 <u>Personnel Services – Salaries</u>				
100 Personnel Services – Salaries	3,127,436.02	3,221,549.46	337,724.63	6,686,710.11
Total Personnel Services – Salaries	\$3,127,436.02	\$3,221,549.46	\$337,724.63	\$6,686,710.11
200 <u>Personnel Services – Employee Benefits</u>				
210 Group Insurance – Contracted Provider	651,424.11	650,105.08	63,196.63	1,364,725.82
220 Social Security Contributions	240,829.09	242,505.85	20,709.88	504,044.82
230 PSERS Retirement Contributions	1,029,972.24	1,044,157.17	89,993.80	2,164,123.21
260 Workers' Compensation	17,961.32	17,553.01	1,321.31	36,835.64
Total Personnel Services – Employee Benefits	\$1,940,186.76	\$1,954,321.11	\$175,221.62	\$4,069,729.49
300 <u>Purchased Professional and Technical Services</u>				
322 Professional Educational Services – Ius		37,010.00		37,010.00
324 Professional Educational Services – Employee Training and Development Services			10,000.00	10,000.00
329 Professional Educational Services – Other	550.00	2,000.00		2,550.00
330 Other Professional Services	5,000.00			5,000.00
Total Purchased Professional and Technical Services	\$5,550.00	\$39,010.00	\$10,000.00	\$54,560.00
400 <u>Purchased Property Services</u>				
430 Repairs and Maintenance Services		8,788.84		8,788.84
440 Rentals	28,379.34	15,816.54		44,195.88
Total Purchased Property Services	\$28,379.34	\$24,605.38		\$52,984.72
500 <u>Other Purchased Services</u>				
510 Student Transportation Services	14,744.03	17,688.34	9,029.88	41,462.25
550 Printing and Binding		1,237.41		1,237.41
562 Tuition To Pennsylvania Charter Schools	298,731.31	298,731.31		597,462.62
568 Tuition To Private Residential Rehabilitative Institutions (PRRI) [In-State] and Detention Centers		9,533.66		9,533.66
Total Other Purchased Services	\$313,475.34	\$327,190.72	\$9,029.88	\$649,695.94
600 <u>Supplies</u>				
610 General Supplies	63,317.92	101,549.15	2,131.98	166,999.05
630 Food		1,309.52		1,309.52
640 Books and Periodicals	9,166.69	14,848.68		24,015.37
650 Supplies & Fees – Technology Related	1,833.00			1,833.00
Total Supplies	\$74,317.61	\$117,707.35	\$2,131.98	\$194,156.94
700 <u>Property</u>				
752 Capital Equipment – Original and Additional		2,124.00		2,124.00
762 Capitalized Equipment - Replacement		3,240.00		3,240.00
Total Property		\$5,364.00		\$5,364.00
800 <u>Other Objects</u>				
810 Dues and Fees	728.00	2,664.40		3,392.40
Total Other Objects	\$728.00	\$2,664.40		\$3,392.40
Total 1100 Regular Programs – Elementary / Secondary	\$5,490,073.07	\$5,692,412.42	\$534,108.11	\$11,716,593.60

LEA : 119584503 Montrose Area SD

Printed 11/28/2018 1:41:39 PM

General Fund (10)				
1110 Regular Programs	<u>Elementary</u>	<u>Secondary</u>	<u>Federal</u>	<u>Total</u>
100 <u>Personnel Services – Salaries</u>				
100 Personnel Services – Salaries	3,127,436.02	3,221,549.46	52,511.87	6,401,497.35
Total Personnel Services – Salaries	\$3,127,436.02	\$3,221,549.46	\$52,511.87	\$6,401,497.35
200 <u>Personnel Services – Employee Benefits</u>				
210 Group Insurance – Contracted Provider	651,424.11	650,105.08	18,557.16	1,320,086.35
220 Social Security Contributions	240,829.09	242,505.85	3,869.71	487,204.65
230 PSERS Retirement Contributions	1,029,972.24	1,044,157.17	17,102.92	2,091,232.33
260 Workers' Compensation	17,961.32	17,553.01	301.80	35,816.13
Total Personnel Services – Employee Benefits	\$1,940,186.76	\$1,954,321.11	\$39,831.59	\$3,934,339.46
300 <u>Purchased Professional and Technical Services</u>				
322 Professional Educational Services – Ius		37,010.00		37,010.00
329 Professional Educational Services – Other	550.00	2,000.00		2,550.00
330 Other Professional Services	5,000.00			5,000.00
Total Purchased Professional and Technical Services	\$5,550.00	\$39,010.00		\$44,560.00
400 <u>Purchased Property Services</u>				
430 Repairs and Maintenance Services		8,788.84		8,788.84
440 Rentals	28,379.34	15,816.54		44,195.88
Total Purchased Property Services	\$28,379.34	\$24,605.38		\$52,984.72
500 <u>Other Purchased Services</u>				
510 Student Transportation Services	14,744.03	17,688.34		32,432.37
550 Printing and Binding		1,237.41		1,237.41
562 Tuition To Pennsylvania Charter Schools	298,731.31	298,731.31		597,462.62
568 Tuition To Private Residential Rehabilitative Institutions (PRRI) [In-State] and Detention Centers		9,533.66		9,533.66
Total Other Purchased Services	\$313,475.34	\$327,190.72		\$640,666.06
600 <u>Supplies</u>				
610 General Supplies	63,317.92	101,549.15		164,867.07
630 Food		1,309.52		1,309.52
640 Books and Periodicals	9,166.69	14,848.68		24,015.37
650 Supplies & Fees – Technology Related	1,833.00			1,833.00
Total Supplies	\$74,317.61	\$117,707.35		\$192,024.96
700 <u>Property</u>				
752 Capital Equipment – Original and Additional		2,124.00		2,124.00
762 Capitalized Equipment - Replacement		3,240.00		3,240.00
Total Property		\$5,364.00		\$5,364.00
800 <u>Other Objects</u>				
810 Dues and Fees	728.00	2,664.40		3,392.40
Total Other Objects	\$728.00	\$2,664.40		\$3,392.40
Total 1110 Regular Programs	\$5,490,073.07	\$5,692,412.42	\$92,343.46	\$11,274,828.95

LEA : 119584503 Montrose Area SD

Printed 11/28/2018 1:41:39 PM

General Fund (10)				
1190 Federally-Funded Regular Programs	<u>Elementary</u>	<u>Secondary</u>	<u>Federal</u>	<u>Total</u>
100 <u>Personnel Services – Salaries</u>				
100 Personnel Services – Salaries			285,212.76	285,212.76
Total Personnel Services – Salaries			\$285,212.76	\$285,212.76
200 <u>Personnel Services – Employee Benefits</u>				
210 Group Insurance – Contracted Provider			44,639.47	44,639.47
220 Social Security Contributions			16,840.17	16,840.17
230 PSERS Retirement Contributions			72,890.88	72,890.88
260 Workers' Compensation			1,019.51	1,019.51
Total Personnel Services – Employee Benefits			\$135,390.03	\$135,390.03
300 <u>Purchased Professional and Technical Services</u>				
324 Professional Educational Services – Employee Training and Development Services			10,000.00	10,000.00
Total Purchased Professional and Technical Services			\$10,000.00	\$10,000.00
500 <u>Other Purchased Services</u>				
510 Student Transportation Services			9,029.88	9,029.88
Total Other Purchased Services			\$9,029.88	\$9,029.88
600 <u>Supplies</u>				
610 General Supplies			2,131.98	2,131.98
Total Supplies			\$2,131.98	\$2,131.98
Total 1190 Federally-Funded Regular Programs			\$441,764.65	\$441,764.65

LEA : 119584503 Montrose Area SD

Printed 11/28/2018 1:41:39 PM

General Fund (10)				
1200 Special Programs – Elementary / Secondary	<u>Elementary</u>	<u>Secondary</u>	<u>Federal</u>	<u>Total</u>
100 <u>Personnel Services – Salaries</u>				
100 Personnel Services – Salaries	858,859.99	698,406.72	15,098.65	1,572,365.36
Total Personnel Services – Salaries	\$858,859.99	\$698,406.72	\$15,098.65	\$1,572,365.36
200 <u>Personnel Services – Employee Benefits</u>				
210 Group Insurance – Contracted Provider	210,237.83	129,243.31		339,481.14
220 Social Security Contributions	64,062.44	52,225.32	1,070.25	117,358.01
230 PSERS Retirement Contributions	275,626.46	224,549.65	4,556.72	504,732.83
260 Workers' Compensation	4,794.33	3,913.30		8,707.63
Total Personnel Services – Employee Benefits	\$554,721.06	\$409,931.58	\$5,626.97	\$970,279.61
300 <u>Purchased Professional and Technical Services</u>				
322 Professional Educational Services – Ius	28,633.33	(3,133.20)	34,553.00	60,053.13
329 Professional Educational Services – Other	78,382.30	78,382.31	69,350.00	226,114.61
330 Other Professional Services		21,278.58		21,278.58
Total Purchased Professional and Technical Services	\$107,015.63	\$96,527.69	\$103,903.00	\$307,446.32
500 <u>Other Purchased Services</u>				
510 Student Transportation Services	708.42	722.22		1,430.64
561 Tuition To Other School Districts Within the State	1,900.00	4,834.00	14,812.14	21,546.14
567 Tuition To Approved Private Schools (APS) and PA Chartered Schools for the Deaf and Blind			25,982.39	25,982.39
568 Tuition To Private Residential Rehabilitative Institutions (PRRI) [In-State] and Detention Centers	50,598.89	51,018.90	3,102.62	104,720.41
580 Travel	5,991.86	5,444.92		11,436.78
Total Other Purchased Services	\$59,199.17	\$62,020.04	\$43,897.15	\$165,116.36
600 <u>Supplies</u>				
610 General Supplies	8,873.66	8,155.78	4,163.75	21,193.19
640 Books and Periodicals	14,665.30	187.04		14,852.34
Total Supplies	\$23,538.96	\$8,342.82	\$4,163.75	\$36,045.53
800 <u>Other Objects</u>				
810 Dues and Fees	450.00	197.00		647.00
890 Miscellaneous Expenditures			774.34	774.34
Total Other Objects	\$450.00	\$197.00	\$774.34	\$1,421.34
Total 1200 Special Programs – Elementary / Secondary	\$1,603,784.81	\$1,275,425.85	\$173,463.86	\$3,052,674.52

LEA : 119584503 Montrose Area SD

Printed 11/28/2018 1:41:39 PM

General Fund (10)				
1210 Life Skills Support	<u>Elementary</u>	<u>Secondary</u>	<u>Federal</u>	<u>Total</u>
100 <u>Personnel Services – Salaries</u>				
100 Personnel Services – Salaries	112,969.12	97,880.70		210,849.82
Total Personnel Services – Salaries	\$112,969.12	\$97,880.70		\$210,849.82
200 <u>Personnel Services – Employee Benefits</u>				
210 Group Insurance – Contracted Provider	17,971.48	4,793.14		22,764.62
220 Social Security Contributions	8,398.89	7,447.40		15,846.29
230 PSERS Retirement Contributions	36,468.20	31,554.01		68,022.21
260 Workers' Compensation	648.22	543.21		1,191.43
Total Personnel Services – Employee Benefits	\$63,486.79	\$44,337.76		\$107,824.55
300 <u>Purchased Professional and Technical Services</u>				
322 Professional Educational Services – Ius		8,049.32		8,049.32
Total Purchased Professional and Technical Services		\$8,049.32		\$8,049.32
500 <u>Other Purchased Services</u>				
510 Student Transportation Services	210.50			210.50
561 Tuition To Other School Districts Within the State		4,834.00		4,834.00
Total Other Purchased Services	\$210.50	\$4,834.00		\$5,044.50
600 <u>Supplies</u>				
610 General Supplies	223.56	2,498.45		2,722.01
Total Supplies	\$223.56	\$2,498.45		\$2,722.01
Total 1210 Life Skills Support	\$176,889.97	\$157,600.23		\$334,490.20

LEA : 119584503 Montrose Area SD

Printed 11/28/2018 1:41:39 PM

General Fund (10)				
1220 Sensory Support	<u>Elementary</u>	<u>Secondary</u>	<u>Federal</u>	<u>Total</u>
100 <u>Personnel Services – Salaries</u>				
100 Personnel Services – Salaries	125,014.00			125,014.00
Total Personnel Services – Salaries	\$125,014.00			\$125,014.00
200 <u>Personnel Services – Employee Benefits</u>				
210 Group Insurance – Contracted Provider	34,418.12			34,418.12
220 Social Security Contributions	9,340.15			9,340.15
230 PSERS Retirement Contributions	40,065.73			40,065.73
260 Workers' Compensation	692.06			692.06
Total Personnel Services – Employee Benefits	\$84,516.06			\$84,516.06
300 <u>Purchased Professional and Technical Services</u>				
322 Professional Educational Services – Ius	28,633.33	2,457.10	20,428.00	51,518.43
329 Professional Educational Services – Other	11,115.00	11,115.00	69,350.00	91,580.00
Total Purchased Professional and Technical Services	\$39,748.33	\$13,572.10	\$89,778.00	\$143,098.43
500 <u>Other Purchased Services</u>				
561 Tuition To Other School Districts Within the State	1,900.00			1,900.00
580 Travel	546.94			546.94
Total Other Purchased Services	\$2,446.94			\$2,446.94
600 <u>Supplies</u>				
610 General Supplies	787.46			787.46
Total Supplies	\$787.46			\$787.46
800 <u>Other Objects</u>				
810 Dues and Fees	253.00			253.00
Total Other Objects	\$253.00			\$253.00
Total 1220 Sensory Support	\$252,765.79	\$13,572.10	\$89,778.00	\$356,115.89

LEA : 119584503 Montrose Area SD

Printed 11/28/2018 1:41:39 PM

General Fund (10)				
1230 Emotional Support	<u>Elementary</u>	<u>Secondary</u>	<u>Federal</u>	<u>Total</u>
100 <u>Personnel Services – Salaries</u>				
100 Personnel Services – Salaries	172,853.58	225,466.23		398,319.81
Total Personnel Services – Salaries	\$172,853.58	\$225,466.23		\$398,319.81
200 <u>Personnel Services – Employee Benefits</u>				
210 Group Insurance – Contracted Provider	52,007.46	61,027.15		113,034.61
220 Social Security Contributions	12,806.80	16,512.45		29,319.25
230 PSERS Retirement Contributions	55,483.97	72,813.69		128,297.66
260 Workers' Compensation	976.69	1,296.41		2,273.10
Total Personnel Services – Employee Benefits	\$121,274.92	\$151,649.70		\$272,924.62
300 <u>Purchased Professional and Technical Services</u>				
329 Professional Educational Services – Other	14,566.07	14,566.07		29,132.14
Total Purchased Professional and Technical Services	\$14,566.07	\$14,566.07		\$29,132.14
500 <u>Other Purchased Services</u>				
510 Student Transportation Services	497.92			497.92
Total Other Purchased Services	\$497.92			\$497.92
600 <u>Supplies</u>				
610 General Supplies	2,451.09			2,451.09
Total Supplies	\$2,451.09			\$2,451.09
Total 1230 Emotional Support	\$311,643.58	\$391,682.00		\$703,325.58

LEA : 119584503 Montrose Area SD

Printed 11/28/2018 1:41:39 PM

General Fund (10)				
1240 Academic Support	<u>Elementary</u>	<u>Secondary</u>	<u>Federal</u>	<u>Total</u>
100 <u>Personnel Services – Salaries</u>				
100 Personnel Services – Salaries	447,438.68	375,059.79		822,498.47
Total Personnel Services – Salaries	\$447,438.68	\$375,059.79		\$822,498.47
200 <u>Personnel Services – Employee Benefits</u>				
210 Group Insurance – Contracted Provider	108,408.49	63,423.02		171,831.51
220 Social Security Contributions	33,473.14	28,265.47		61,738.61
230 PSERS Retirement Contributions	143,418.18	120,181.95		263,600.13
260 Workers' Compensation	2,477.36	2,073.68		4,551.04
Total Personnel Services – Employee Benefits	\$287,777.17	\$213,944.12		\$501,721.29
300 <u>Purchased Professional and Technical Services</u>				
330 Other Professional Services		21,278.58		21,278.58
Total Purchased Professional and Technical Services		\$21,278.58		\$21,278.58
500 <u>Other Purchased Services</u>				
561 Tuition To Other School Districts Within the State			14,812.14	14,812.14
568 Tuition To Private Residential Rehabilitative Institutions (PRRI) [In-State] and Detention Centers		420.00	3,102.62	3,522.62
Total Other Purchased Services		\$420.00	\$17,914.76	\$18,334.76
600 <u>Supplies</u>				
610 General Supplies	3,578.04	761.58		4,339.62
640 Books and Periodicals	14,603.01	124.75		14,727.76
Total Supplies	\$18,181.05	\$886.33		\$19,067.38
Total 1240 Academic Support	\$753,396.90	\$611,588.82	\$17,914.76	\$1,382,900.48

LEA : 119584503 Montrose Area SD

Printed 11/28/2018 1:41:39 PM

General Fund (10)				
1241 Learning Support – Public	<u>Elementary</u>	<u>Secondary</u>	<u>Federal</u>	<u>Total</u>
100 Personnel Services – Salaries				
100 Personnel Services – Salaries	420,224.66	361,350.40		781,575.06
Total Personnel Services – Salaries	\$420,224.66	\$361,350.40		\$781,575.06
200 Personnel Services – Employee Benefits				
210 Group Insurance – Contracted Provider	96,895.22	56,758.94		153,654.16
220 Social Security Contributions	31,462.72	27,252.46		58,715.18
230 PSERS Retirement Contributions	134,749.85	115,814.70		250,564.55
260 Workers' Compensation	2,334.40	2,002.20		4,336.60
Total Personnel Services – Employee Benefits	\$265,442.19	\$201,828.30		\$467,270.49
500 Other Purchased Services				
561 Tuition To Other School Districts Within the State			14,812.14	14,812.14
568 Tuition To Private Residential Rehabilitative Institutions (PRRI) [In-State] and Detention Centers			3,102.62	3,102.62
Total Other Purchased Services			\$17,914.76	\$17,914.76
600 Supplies				
610 General Supplies	3,462.83	510.58		3,973.41
640 Books and Periodicals	14,603.01	124.75		14,727.76
Total Supplies	\$18,065.84	\$635.33		\$18,701.17
Total 1241 Learning Support – Public	\$703,732.69	\$563,814.03	\$17,914.76	\$1,285,461.48

LEA : 119584503 Montrose Area SD

Printed 11/28/2018 1:41:39 PM

General Fund (10)				
1242 Learning Support – PRRI	<u>Elementary</u>	<u>Secondary</u>	<u>Federal</u>	<u>Total</u>
300 <u>Purchased Professional and Technical Services</u>				
330 Other Professional Services		21,278.58		21,278.58
Total Purchased Professional and Technical Services		\$21,278.58		\$21,278.58
500 <u>Other Purchased Services</u>				
568 Tuition To Private Residential Rehabilitative Institutions (PRRI) [In-State] and Detention Centers		420.00		420.00
Total Other Purchased Services		\$420.00		\$420.00
Total 1242 Learning Support – PRRI		\$21,698.58		\$21,698.58

LEA : 119584503 Montrose Area SD

Printed 11/28/2018 1:41:39 PM

General Fund (10)

1243 Gifted Support	Elementary	Secondary	Federal	Total
100 <u>Personnel Services – Salaries</u>				
100 Personnel Services – Salaries	27,214.02	13,709.39		40,923.41
Total Personnel Services – Salaries	\$27,214.02	\$13,709.39		\$40,923.41
200 <u>Personnel Services – Employee Benefits</u>				
210 Group Insurance – Contracted Provider	11,513.27	6,664.08		18,177.35
220 Social Security Contributions	2,010.42	1,013.01		3,023.43
230 PSERS Retirement Contributions	8,668.33	4,367.25		13,035.58
260 Workers' Compensation	142.96	71.48		214.44
Total Personnel Services – Employee Benefits	\$22,334.98	\$12,115.82		\$34,450.80
600 <u>Supplies</u>				
610 General Supplies	115.21	251.00		366.21
Total Supplies	\$115.21	\$251.00		\$366.21
Total 1243 Gifted Support	\$49,664.21	\$26,076.21		\$75,740.42

LEA : 119584503 Montrose Area SD

Printed 11/28/2018 1:41:39 PM

General Fund (10)				
1290 Special Programs - Other Support	Elementary	Secondary	Federal	Total
100 Personnel Services – Salaries				
100 Personnel Services – Salaries	584.61		15,098.65	15,683.26
Total Personnel Services – Salaries	\$584.61		\$15,098.65	\$15,683.26
200 Personnel Services – Employee Benefits				
210 Group Insurance – Contracted Provider	(2,567.72)			(2,567.72)
220 Social Security Contributions	43.46		1,070.25	1,113.71
230 PSERS Retirement Contributions	190.38		4,556.72	4,747.10
Total Personnel Services – Employee Benefits	(\$2,333.88)		\$5,626.97	\$3,293.09
300 Purchased Professional and Technical Services				
322 Professional Educational Services – Ius		(13,639.62)	14,125.00	485.38
329 Professional Educational Services – Other	52,701.23	52,701.24		105,402.47
Total Purchased Professional and Technical Services	\$52,701.23	\$39,061.62	\$14,125.00	\$105,887.85
500 Other Purchased Services				
510 Student Transportation Services		722.22		722.22
567 Tuition To Approved Private Schools (APS) and PA Chartered Schools for the Deaf and Blind			25,982.39	25,982.39
568 Tuition To Private Residential Rehabilitative Institutions (PRRI) [In-State] and Detention Centers	50,598.89	50,598.90		101,197.79
580 Travel	5,444.92	5,444.92		10,889.84
Total Other Purchased Services	\$56,043.81	\$56,766.04	\$25,982.39	\$138,792.24
600 Supplies				
610 General Supplies	1,833.51	4,895.75	4,163.75	10,893.01
640 Books and Periodicals	62.29	62.29		124.58
Total Supplies	\$1,895.80	\$4,958.04	\$4,163.75	\$11,017.59
800 Other Objects				
810 Dues and Fees	197.00	197.00		394.00
890 Miscellaneous Expenditures			774.34	774.34
Total Other Objects	\$197.00	\$197.00	\$774.34	\$1,168.34
Total 1290 Special Programs - Other Support	\$109,088.57	\$100,982.70	\$65,771.10	\$275,842.37

LEA : 119584503 Montrose Area SD

Printed 11/28/2018 1:41:39 PM

General Fund (10)

1300 Vocational Education

	<u>Elementary</u>	<u>Secondary</u>	<u>Federal</u>	<u>Total</u>
100 <u>Personnel Services – Salaries</u>				
100 Personnel Services – Salaries		39,148.46		39,148.46
Total Personnel Services – Salaries		\$39,148.46		\$39,148.46
200 <u>Personnel Services – Employee Benefits</u>				
210 Group Insurance – Contracted Provider		6,157.29		6,157.29
220 Social Security Contributions		2,963.14		2,963.14
230 PSERS Retirement Contributions		12,587.67		12,587.67
260 Workers' Compensation		220.30		220.30
Total Personnel Services – Employee Benefits		\$21,928.40		\$21,928.40
500 <u>Other Purchased Services</u>				
564 Tuition To Career and Technology Centers		546,532.72		546,532.72
Total Other Purchased Services		\$546,532.72		\$546,532.72
Total 1300 Vocational Education		\$607,609.58		\$607,609.58

LEA : 119584503 Montrose Area SD

Printed 11/28/2018 1:41:39 PM

General Fund (10)				
1400 Other Instructional Programs – Elementary / Secondary	<u>Elementary</u>	<u>Secondary</u>	<u>Federal</u>	<u>Total</u>
100 <u>Personnel Services – Salaries</u>				
100 Personnel Services – Salaries	14,832.24	13,552.00		28,384.24
Total Personnel Services – Salaries	\$14,832.24	\$13,552.00		\$28,384.24
200 <u>Personnel Services – Employee Benefits</u>				
220 Social Security Contributions	1,102.49	1,024.09		2,126.58
230 PSERS Retirement Contributions	4,830.80	4,413.88		9,244.68
Total Personnel Services – Employee Benefits	\$5,933.29	\$5,437.97		\$11,371.26
500 <u>Other Purchased Services</u>				
568 Tuition To Private Residential Rehabilitative Institutions (PRRI) [In-State] and Detention Centers		43,748.45		43,748.45
Total Other Purchased Services		\$43,748.45		\$43,748.45
600 <u>Supplies</u>				
610 General Supplies	363.90	363.91		727.81
620 Energy		67.39		67.39
Total Supplies	\$363.90	\$431.30		\$795.20
Total 1400 Other Instructional Programs – Elementary / Secondary	\$21,129.43	\$63,169.72		\$84,299.15

LEA : 119584503 Montrose Area SD

Printed 11/28/2018 1:41:39 PM

General Fund (10)

1410 Drivers' Education

	<u>Elementary</u>	<u>Secondary</u>	<u>Federal</u>	<u>Total</u>
600 <u>Supplies</u>				
620 Energy		67.39		67.39
Total Supplies		\$67.39		\$67.39
Total 1410 Drivers' Education		\$67.39		\$67.39

LEA : 119584503 Montrose Area SD

Printed 11/28/2018 1:41:39 PM

General Fund (10)

1420 Summer School	<u>Elementary</u>	<u>Secondary</u>	<u>Federal</u>	<u>Total</u>
100 <u>Personnel Services – Salaries</u>				
100 Personnel Services – Salaries	2,883.68	863.38		3,747.06
Total Personnel Services – Salaries	\$2,883.68	\$863.38		\$3,747.06
200 <u>Personnel Services – Employee Benefits</u>				
220 Social Security Contributions	220.35	66.26		286.61
230 PSERS Retirement Contributions	939.23	281.21		1,220.44
Total Personnel Services – Employee Benefits	\$1,159.58	\$347.47		\$1,507.05
Total 1420 Summer School	\$4,043.26	\$1,210.85		\$5,254.11

LEA : 119584503 Montrose Area SD

Printed 11/28/2018 1:41:39 PM

General Fund (10)				
1430 Homebound Instruction	<u>Elementary</u>	<u>Secondary</u>	<u>Federal</u>	<u>Total</u>
100 <u>Personnel Services – Salaries</u>				
100 Personnel Services – Salaries		8,653.62		8,653.62
Total Personnel Services – Salaries		\$8,653.62		\$8,653.62
200 <u>Personnel Services – Employee Benefits</u>				
220 Social Security Contributions		652.55		652.55
230 PSERS Retirement Contributions		2,818.48		2,818.48
Total Personnel Services – Employee Benefits		\$3,471.03		\$3,471.03
600 <u>Supplies</u>				
610 General Supplies	363.90	363.91		727.81
Total Supplies	\$363.90	\$363.91		\$727.81
Total 1430 Homebound Instruction	\$363.90	\$12,488.56		\$12,852.46

LEA : 119584503 Montrose Area SD

Printed 11/28/2018 1:41:39 PM

General Fund (10)

1440 Alternative Regular Education Programs	<u>Elementary</u>	<u>Secondary</u>	<u>Federal</u>	<u>Total</u>
500 <u>Other Purchased Services</u>				
568 Tuition To Private Residential Rehabilitative Institutions (PRRI) [In-State] and Detention Centers		43,748.45		43,748.45
Total Other Purchased Services		\$43,748.45		\$43,748.45
Total 1440 Alternative Regular Education Programs		\$43,748.45		\$43,748.45

LEA : 119584503 Montrose Area SD

Printed 11/28/2018 1:41:39 PM

General Fund (10)

1442 Alternative Education Programs	<u>Elementary</u>	<u>Secondary</u>	<u>Federal</u>	<u>Total</u>
500 <u>Other Purchased Services</u>				
568 Tuition To Private Residential Rehabilitative Institutions (PRRI) [In-State] and Detention Centers		43,748.45		43,748.45
Total Other Purchased Services		\$43,748.45		\$43,748.45
Total 1442 Alternative Education Programs		\$43,748.45		\$43,748.45

LEA : 119584503 Montrose Area SD

Printed 11/28/2018 1:41:39 PM

General Fund (10)				
1450 Instructional Programs Outside the Established School Day	<u>Elementary</u>	<u>Secondary</u>	<u>Federal</u>	<u>Total</u>
100 <u>Personnel Services – Salaries</u>				
100 Personnel Services – Salaries	11,948.56	4,035.00		15,983.56
Total Personnel Services – Salaries	\$11,948.56	\$4,035.00		\$15,983.56
200 <u>Personnel Services – Employee Benefits</u>				
220 Social Security Contributions	882.14	305.28		1,187.42
230 PSERS Retirement Contributions	3,891.57	1,314.19		5,205.76
Total Personnel Services – Employee Benefits	\$4,773.71	\$1,619.47		\$6,393.18
Total 1450 Instructional Programs Outside the Established School Day	\$16,722.27	\$5,654.47		\$22,376.74

LEA : 119584503 Montrose Area SD

Printed 11/28/2018 1:41:42 PM

General Fund (10)

2000 Support Services

Total

100	<u>Personnel Services – Salaries</u>	
100	Personnel Services – Salaries	3,129,563.93
Total Personnel Services – Salaries		\$3,129,563.93
200	<u>Personnel Services – Employee Benefits</u>	
210	Group Insurance – Contracted Provider	703,494.64
220	Social Security Contributions	230,750.36
230	PSERS Retirement Contributions	936,381.33
240	Tuition Reimbursement	58,643.50
250	Unemployment Compensation	4,167.35
260	Workers' Compensation	15,698.23
280	Other Post-Employment Benefits (OPEB)	377,015.74
Total Personnel Services – Employee Benefits		\$2,326,151.15
300	<u>Purchased Professional and Technical Services</u>	
310	Official / Administrative Services	29,462.00
329	Professional Educational Services – Other	6,312.22
330	Other Professional Services	136,327.39
340	Technical Services	30,862.49
Total Purchased Professional and Technical Services		\$202,964.10
400	<u>Purchased Property Services</u>	
410	Cleaning Services	10,471.75
420	Utility Services	105,371.34
430	Repairs and Maintenance Services	280,703.62
440	Rentals	19,253.13
Total Purchased Property Services		\$415,799.84
500	<u>Other Purchased Services</u>	
510	Student Transportation Services	1,088.87
513	Contracted Carriers	1,890,425.76
516	Student Transportation Services From the IU	9,998.36
520	Insurance – General	1,821.00
523	General Property and Liability Insurance	128,166.89
530	Communications	102,650.32
549	Other Advertising/Public Relations	6,254.20
550	Printing and Binding	14,518.54
580	Travel	33,487.90
595	IU Payments By Withholding	23,604.98
Total Other Purchased Services		\$2,212,016.82
600	<u>Supplies</u>	
610	General Supplies	170,141.13
620	Energy	355,842.04
630	Food	897.96
640	Books and Periodicals	223,099.21
650	Supplies & Fees – Technology Related	48,261.02
Total Supplies		\$798,241.36

LEA : 119584503 Montrose Area SD

Printed 11/28/2018 1:41:42 PM

General Fund (10)

2000 Support Services

Total

700	<u>Property</u>	
758	Capitalized Technology Software - Original	10,719.00
762	Capitalized Equipment - Replacement	49,563.50
768	Capitalized Technology Software - Replacement	170,855.62
Total Property		\$231,138.12
800	<u>Other Objects</u>	
810	Dues and Fees	16,289.98
890	Miscellaneous Expenditures	3,232.39
Total Other Objects		\$19,522.37
Total 2000 Support Services		\$9,335,397.69

LEA : 119584503 Montrose Area SD

Printed 11/28/2018 1:41:42 PM

General Fund (10)				
2100 Support Services – Students	<u>Elementary</u>	<u>Secondary</u>	<u>Federal</u>	<u>Total</u>
100 <u>Personnel Services – Salaries</u>				
100 Personnel Services – Salaries	128,778.00	278,150.68	32,961.05	439,889.73
Total Personnel Services – Salaries	\$128,778.00	\$278,150.68	\$32,961.05	\$439,889.73
200 <u>Personnel Services – Employee Benefits</u>				
210 Group Insurance – Contracted Provider	11,637.51	75,485.01	336.11	87,458.63
220 Social Security Contributions	9,692.55	20,853.28	2,521.58	33,067.41
230 PSERS Retirement Contributions	41,291.67	89,453.88	10,409.67	141,155.22
260 Workers' Compensation	715.80	1,518.51	200.38	2,434.69
Total Personnel Services – Employee Benefits	\$63,337.53	\$187,310.68	\$13,467.74	\$264,115.95
300 <u>Purchased Professional and Technical Services</u>				
329 Professional Educational Services – Other	1,157.92			1,157.92
330 Other Professional Services	8,219.84			8,219.84
Total Purchased Professional and Technical Services	\$9,377.76			\$9,377.76
500 <u>Other Purchased Services</u>				
510 Student Transportation Services		1,088.87		1,088.87
Total Other Purchased Services		\$1,088.87		\$1,088.87
600 <u>Supplies</u>				
610 General Supplies	1,035.66	1,067.71		2,103.37
Total Supplies	\$1,035.66	\$1,067.71		\$2,103.37
800 <u>Other Objects</u>				
810 Dues and Fees		45.00		45.00
Total Other Objects		\$45.00		\$45.00
Total 2100 Support Services – Students	\$202,528.95	\$467,662.94	\$46,428.79	\$716,620.68

LEA : 119584503 Montrose Area SD

Printed 11/28/2018 1:41:42 PM

General Fund (10)				
2120 Guidance Services	<u>Elementary</u>	<u>Secondary</u>	<u>Federal</u>	<u>Total</u>
100 <u>Personnel Services – Salaries</u>				
100 Personnel Services – Salaries	128,778.00	278,150.68		406,928.68
Total Personnel Services – Salaries	\$128,778.00	\$278,150.68		\$406,928.68
200 <u>Personnel Services – Employee Benefits</u>				
210 Group Insurance – Contracted Provider	11,637.51	75,485.01		87,122.52
220 Social Security Contributions	9,692.55	20,853.28		30,545.83
230 PSERS Retirement Contributions	41,291.67	89,453.88		130,745.55
260 Workers' Compensation	715.80	1,518.51		2,234.31
Total Personnel Services – Employee Benefits	\$63,337.53	\$187,310.68		\$250,648.21
300 <u>Purchased Professional and Technical Services</u>				
329 Professional Educational Services – Other	1,157.92			1,157.92
Total Purchased Professional and Technical Services	\$1,157.92			\$1,157.92
500 <u>Other Purchased Services</u>				
510 Student Transportation Services		1,088.87		1,088.87
Total Other Purchased Services		\$1,088.87		\$1,088.87
600 <u>Supplies</u>				
610 General Supplies	1,035.66	1,067.71		2,103.37
Total Supplies	\$1,035.66	\$1,067.71		\$2,103.37
800 <u>Other Objects</u>				
810 Dues and Fees		45.00		45.00
Total Other Objects		\$45.00		\$45.00
Total 2120 Guidance Services	\$194,309.11	\$467,662.94		\$661,972.05

LEA : 119584503 Montrose Area SD

Printed 11/28/2018 1:41:42 PM

General Fund (10)

2140 Psychological Services	<u>Elementary</u>	<u>Secondary</u>	<u>Federal</u>	<u>Total</u>
100 <u>Personnel Services – Salaries</u>				
100 Personnel Services – Salaries			32,961.05	32,961.05
Total Personnel Services – Salaries			\$32,961.05	\$32,961.05
200 <u>Personnel Services – Employee Benefits</u>				
210 Group Insurance – Contracted Provider			336.11	336.11
220 Social Security Contributions			2,521.58	2,521.58
230 PSERS Retirement Contributions			10,409.67	10,409.67
260 Workers' Compensation			200.38	200.38
Total Personnel Services – Employee Benefits			\$13,467.74	\$13,467.74
300 <u>Purchased Professional and Technical Services</u>				
330 Other Professional Services	8,219.84			8,219.84
Total Purchased Professional and Technical Services	\$8,219.84			\$8,219.84
Total 2140 Psychological Services	\$8,219.84		\$46,428.79	\$54,648.63

LEA : 119584503 Montrose Area SD

Printed 11/28/2018 1:41:42 PM

General Fund (10)

2200 Support Services – Instructional Staff	<u>Elementary</u>	<u>Secondary</u>	<u>Federal</u>	<u>Total</u>
100 <u>Personnel Services – Salaries</u>				
100 Personnel Services – Salaries	147,226.66	125,829.76	43,337.80	316,394.22
Total Personnel Services – Salaries	\$147,226.66	\$125,829.76	\$43,337.80	\$316,394.22
200 <u>Personnel Services – Employee Benefits</u>				
210 Group Insurance – Contracted Provider	33,699.10	28,894.60	10,129.94	72,723.64
220 Social Security Contributions	10,996.93	9,218.92	3,253.63	23,469.48
230 PSERS Retirement Contributions	47,626.01	40,656.96	14,115.13	102,398.10
240 Tuition Reimbursement	29,321.75	29,321.75		58,643.50
260 Workers' Compensation	908.38	701.56	247.03	1,856.97
Total Personnel Services – Employee Benefits	\$122,552.17	\$108,793.79	\$27,745.73	\$259,091.69
300 <u>Purchased Professional and Technical Services</u>				
330 Other Professional Services	1,250.00	1,250.00		2,500.00
Total Purchased Professional and Technical Services	\$1,250.00	\$1,250.00		\$2,500.00
400 <u>Purchased Property Services</u>				
430 Repairs and Maintenance Services	2,335.00	1,990.00		4,325.00
Total Purchased Property Services	\$2,335.00	\$1,990.00		\$4,325.00
500 <u>Other Purchased Services</u>				
580 Travel	4,004.53	4,004.54		8,009.07
Total Other Purchased Services	\$4,004.53	\$4,004.54		\$8,009.07
600 <u>Supplies</u>				
610 General Supplies	1,975.05	250.23		2,225.28
640 Books and Periodicals	96,749.31	108,942.82		205,692.13
Total Supplies	\$98,724.36	\$109,193.05		\$207,917.41
800 <u>Other Objects</u>				
810 Dues and Fees	212.00	152.00		364.00
Total Other Objects	\$212.00	\$152.00		\$364.00
Total 2200 Support Services – Instructional Staff	\$376,304.72	\$351,213.14	\$71,083.53	\$798,601.39

LEA : 119584503 Montrose Area SD

Printed 11/28/2018 1:41:42 PM

General Fund (10)				
2250 School Library Services				
	<u>Elementary</u>	<u>Secondary</u>	<u>Federal</u>	<u>Total</u>
100 <u>Personnel Services – Salaries</u>				
100 Personnel Services – Salaries	92,653.92	71,257.00		163,910.92
Total Personnel Services – Salaries	\$92,653.92	\$71,257.00		\$163,910.92
200 <u>Personnel Services – Employee Benefits</u>				
210 Group Insurance – Contracted Provider	21,060.06	16,255.54		37,315.60
220 Social Security Contributions	6,893.41	5,115.39		12,008.80
230 PSERS Retirement Contributions	29,851.70	22,882.62		52,734.32
260 Workers' Compensation	607.30	400.46		1,007.76
Total Personnel Services – Employee Benefits	\$58,412.47	\$44,654.01		\$103,066.48
400 <u>Purchased Property Services</u>				
430 Repairs and Maintenance Services	2,335.00	1,990.00		4,325.00
Total Purchased Property Services	\$2,335.00	\$1,990.00		\$4,325.00
600 <u>Supplies</u>				
610 General Supplies	1,943.63	218.81		2,162.44
640 Books and Periodicals	7,935.55	12,939.85		20,875.40
Total Supplies	\$9,879.18	\$13,158.66		\$23,037.84
800 <u>Other Objects</u>				
810 Dues and Fees	60.00			60.00
Total Other Objects	\$60.00			\$60.00
Total 2250 School Library Services	\$163,340.57	\$131,059.67		\$294,400.24

LEA : 119584503 Montrose Area SD

Printed 11/28/2018 1:41:42 PM

General Fund (10)

2260 Instruction and Curriculum Development Services	<u>Elementary</u>	<u>Secondary</u>	<u>Federal</u>	<u>Total</u>
100 <u>Personnel Services – Salaries</u>				
100 Personnel Services – Salaries	52,822.74	52,822.76	43,337.80	148,983.30
Total Personnel Services – Salaries	\$52,822.74	\$52,822.76	\$43,337.80	\$148,983.30
200 <u>Personnel Services – Employee Benefits</u>				
210 Group Insurance – Contracted Provider	12,639.04	12,639.06	10,129.94	35,408.04
220 Social Security Contributions	3,969.47	3,969.48	3,253.63	11,192.58
230 PSERS Retirement Contributions	17,204.34	17,204.36	14,115.13	48,523.83
260 Workers' Compensation	301.08	301.10	247.03	849.21
Total Personnel Services – Employee Benefits	\$34,113.93	\$34,114.00	\$27,745.73	\$95,973.66
300 <u>Purchased Professional and Technical Services</u>				
330 Other Professional Services	1,250.00	1,250.00		2,500.00
Total Purchased Professional and Technical Services	\$1,250.00	\$1,250.00		\$2,500.00
500 <u>Other Purchased Services</u>				
580 Travel	4,004.53	4,004.54		8,009.07
Total Other Purchased Services	\$4,004.53	\$4,004.54		\$8,009.07
600 <u>Supplies</u>				
610 General Supplies	31.42	31.42		62.84
640 Books and Periodicals	88,230.30	95,550.98		183,781.28
Total Supplies	\$88,261.72	\$95,582.40		\$183,844.12
800 <u>Other Objects</u>				
810 Dues and Fees	152.00	152.00		304.00
Total Other Objects	\$152.00	\$152.00		\$304.00
Total 2260 Instruction and Curriculum Development Services	\$180,604.92	\$187,925.70	\$71,083.53	\$439,614.15

LEA : 119584503 Montrose Area SD

Printed 11/28/2018 1:41:42 PM

General Fund (10)

2270 Instructional Staff Professional Development Services	<u>Elementary</u>	<u>Secondary</u>	<u>Federal</u>	<u>Total</u>
100 <u>Personnel Services – Salaries</u>				
100 Personnel Services – Salaries	1,750.00	1,750.00		3,500.00
Total Personnel Services – Salaries	\$1,750.00	\$1,750.00		\$3,500.00
200 <u>Personnel Services – Employee Benefits</u>				
220 Social Security Contributions	134.05	134.05		268.10
230 PSERS Retirement Contributions	569.97	569.98		1,139.95
240 Tuition Reimbursement	29,321.75	29,321.75		58,643.50
Total Personnel Services – Employee Benefits	\$30,025.77	\$30,025.78		\$60,051.55
Total 2270 Instructional Staff Professional Development Services	\$31,775.77	\$31,775.78		\$63,551.55

LEA : 119584503 Montrose Area SD

Printed 11/28/2018 1:41:42 PM

General Fund (10)

2290 Other Instructional Staff Services	<u>Elementary</u>	<u>Secondary</u>	<u>Federal</u>	<u>Total</u>
600 <u>Supplies</u>				
640 Books and Periodicals	583.46	451.99		1,035.45
Total Supplies	\$583.46	\$451.99		\$1,035.45
Total 2290 Other Instructional Staff Services	\$583.46	\$451.99		\$1,035.45

LEA : 119584503 Montrose Area SD

Printed 11/28/2018 1:41:42 PM

General Fund (10)				
2300 Support Services – Administration	<u>Elementary</u>	<u>Secondary</u>	<u>Federal</u>	<u>Total</u>
100 <u>Personnel Services – Salaries</u>				
100 Personnel Services – Salaries	332,829.49	269,329.95		849,837.44
Total Personnel Services – Salaries	\$332,829.49	\$269,329.95		\$849,837.44
200 <u>Personnel Services – Employee Benefits</u>				
210 Group Insurance – Contracted Provider	34,028.03	58,277.52		129,086.87
220 Social Security Contributions	25,238.94	20,186.59		64,290.97
230 PSERS Retirement Contributions	108,402.68	86,215.17		251,767.40
260 Workers' Compensation	1,858.10	1,186.18		4,021.64
Total Personnel Services – Employee Benefits	\$169,527.75	\$165,865.46		\$449,166.88
300 <u>Purchased Professional and Technical Services</u>				
310 Official / Administrative Services				29,462.00
330 Other Professional Services				111,376.95
Total Purchased Professional and Technical Services				\$140,838.95
400 <u>Purchased Property Services</u>				
440 Rentals				5,135.69
Total Purchased Property Services				\$5,135.69
500 <u>Other Purchased Services</u>				
520 Insurance – General				1,821.00
530 Communications	4,010.78	6,800.55		10,811.33
549 Other Advertising/Public Relations				6,254.20
550 Printing and Binding				13,391.76
580 Travel	4,142.80	2,226.64		8,294.43
Total Other Purchased Services	\$8,153.58	\$9,027.19		\$40,572.72
600 <u>Supplies</u>				
610 General Supplies	1,492.19	2,868.93		4,748.19
630 Food		326.99		897.96
640 Books and Periodicals				180.20
Total Supplies	\$1,492.19	\$3,195.92		\$5,826.35
800 <u>Other Objects</u>				
810 Dues and Fees	834.00	1,350.35		14,208.98
890 Miscellaneous Expenditures				3,232.39
Total Other Objects	\$834.00	\$1,350.35		\$17,441.37
Total 2300 Support Services – Administration	\$512,837.01	\$448,768.87		\$1,508,819.40

LEA : 119584503 Montrose Area SD

Printed 11/28/2018 1:41:42 PM

General Fund (10)					
2320 Board Treasurer Services		<u>Elementary</u>	<u>Secondary</u>	<u>Federal</u>	<u>Total</u>
100 <u>Personnel Services – Salaries</u>					
100 Personnel Services – Salaries					3,999.90
Total Personnel Services – Salaries					\$3,999.90
200 <u>Personnel Services – Employee Benefits</u>					
220 Social Security Contributions					296.65
230 PSERS Retirement Contributions					1,302.88
Total Personnel Services – Employee Benefits					\$1,599.53
300 <u>Purchased Professional and Technical Services</u>					
330 Other Professional Services					41,314.93
Total Purchased Professional and Technical Services					\$41,314.93
500 <u>Other Purchased Services</u>					
549 Other Advertising/Public Relations					6,254.20
580 Travel					385.83
Total Other Purchased Services					\$6,640.03
600 <u>Supplies</u>					
630 Food					570.97
Total Supplies					\$570.97
800 <u>Other Objects</u>					
810 Dues and Fees					11,944.63
890 Miscellaneous Expenditures					1,174.28
Total Other Objects					\$13,118.91
Total 2320 Board Treasurer Services					\$67,244.27

LEA : 119584503 Montrose Area SD

Printed 11/28/2018 1:41:42 PM

General Fund (10)				
2330 Tax Assessment and Collection Services	<u>Elementary</u>	<u>Secondary</u>	<u>Federal</u>	<u>Total</u>
100 <u>Personnel Services – Salaries</u>				
100 Personnel Services – Salaries				45,003.60
Total Personnel Services – Salaries				\$45,003.60
200 <u>Personnel Services – Employee Benefits</u>				
220 Social Security Contributions				3,441.32
Total Personnel Services – Employee Benefits				\$3,441.32
300 <u>Purchased Professional and Technical Services</u>				
310 Official / Administrative Services				29,462.00
Total Purchased Professional and Technical Services				\$29,462.00
500 <u>Other Purchased Services</u>				
520 Insurance – General				1,821.00
550 Printing and Binding				13,391.76
Total Other Purchased Services				\$15,212.76
Total 2330 Tax Assessment and Collection Services				\$93,119.68

LEA : 119584503 Montrose Area SD

Printed 11/28/2018 1:41:42 PM

General Fund (10)				
2350 Legal and Accounting Services	<u>Elementary</u>	<u>Secondary</u>	<u>Federal</u>	<u>Total</u>
300 <u>Purchased Professional and Technical Services</u>				
330 Other Professional Services				74,642.47
Total Purchased Professional and Technical Services				\$74,642.47
Total 2350 Legal and Accounting Services				\$74,642.47

LEA : 119584503 Montrose Area SD

Printed 11/28/2018 1:41:42 PM

General Fund (10)				
2360 Office of the Superintendent / Executive Director Services	<u>Elementary</u>	<u>Secondary</u>	<u>Federal</u>	<u>Total</u>
100 <u>Personnel Services – Salaries</u>				
100 Personnel Services – Salaries				198,674.50
Total Personnel Services – Salaries				\$198,674.50
200 <u>Personnel Services – Employee Benefits</u>				
210 Group Insurance – Contracted Provider				36,781.32
220 Social Security Contributions				15,127.47
230 PSERS Retirement Contributions				55,846.67
260 Workers' Compensation				977.36
Total Personnel Services – Employee Benefits				\$108,732.82
300 <u>Purchased Professional and Technical Services</u>				
330 Other Professional Services				(4,580.45)
Total Purchased Professional and Technical Services				(\$4,580.45)
400 <u>Purchased Property Services</u>				
440 Rentals				5,135.69
Total Purchased Property Services				\$5,135.69
500 <u>Other Purchased Services</u>				
580 Travel				1,539.16
Total Other Purchased Services				\$1,539.16
600 <u>Supplies</u>				
610 General Supplies				387.07
640 Books and Periodicals				180.20
Total Supplies				\$567.27
800 <u>Other Objects</u>				
810 Dues and Fees				80.00
890 Miscellaneous Expenditures				2,058.11
Total Other Objects				\$2,138.11
Total 2360 Office of the Superintendent / Executive Director Services				\$312,207.10

LEA : 119584503 Montrose Area SD

Printed 11/28/2018 1:41:42 PM

General Fund (10)				
2380 Office of the Principal Services	<u>Elementary</u>	<u>Secondary</u>	<u>Federal</u>	<u>Total</u>
100 <u>Personnel Services – Salaries</u>				
100 Personnel Services – Salaries	332,829.49	269,329.95		602,159.44
Total Personnel Services – Salaries	\$332,829.49	\$269,329.95		\$602,159.44
200 <u>Personnel Services – Employee Benefits</u>				
210 Group Insurance – Contracted Provider	34,028.03	58,277.52		92,305.55
220 Social Security Contributions	25,238.94	20,186.59		45,425.53
230 PSERS Retirement Contributions	108,402.68	86,215.17		194,617.85
260 Workers' Compensation	1,858.10	1,186.18		3,044.28
Total Personnel Services – Employee Benefits	\$169,527.75	\$165,865.46		\$335,393.21
500 <u>Other Purchased Services</u>				
530 Communications	4,010.78	6,800.55		10,811.33
580 Travel	4,142.80	2,226.64		6,369.44
Total Other Purchased Services	\$8,153.58	\$9,027.19		\$17,180.77
600 <u>Supplies</u>				
610 General Supplies	1,492.19	2,868.93		4,361.12
630 Food		326.99		326.99
Total Supplies	\$1,492.19	\$3,195.92		\$4,688.11
800 <u>Other Objects</u>				
810 Dues and Fees	834.00	1,350.35		2,184.35
Total Other Objects	\$834.00	\$1,350.35		\$2,184.35
Total 2380 Office of the Principal Services	\$512,837.01	\$448,768.87		\$961,605.88

LEA : 119584503 Montrose Area SD

Printed 11/28/2018 1:41:42 PM

General Fund (10)				
2400 Support Services – Pupil Health	<u>Elementary</u>	<u>Secondary</u>	<u>Federal</u>	<u>Total</u>
100 <u>Personnel Services – Salaries</u>				
100 Personnel Services – Salaries				237,427.82
Total Personnel Services – Salaries				\$237,427.82
200 <u>Personnel Services – Employee Benefits</u>				
210 Group Insurance – Contracted Provider				63,330.63
220 Social Security Contributions				17,703.95
230 PSERS Retirement Contributions				76,122.64
260 Workers' Compensation				1,342.87
Total Personnel Services – Employee Benefits				\$158,500.09
300 <u>Purchased Professional and Technical Services</u>				
330 Other Professional Services				6,550.30
Total Purchased Professional and Technical Services				\$6,550.30
400 <u>Purchased Property Services</u>				
430 Repairs and Maintenance Services				375.00
Total Purchased Property Services				\$375.00
600 <u>Supplies</u>				
610 General Supplies				8,120.25
Total Supplies				\$8,120.25
Total 2400 Support Services – Pupil Health				\$410,973.46

LEA : 119584503 Montrose Area SD

Printed 11/28/2018 1:41:42 PM

General Fund (10)

2430 Dental Services

Elementary Secondary Federal Total

300 Purchased Professional and Technical Services

330 Other Professional Services 6,550.30

Total Purchased Professional and Technical Services \$6,550.30

600 Supplies

610 General Supplies 694.47

Total Supplies \$694.47

Total 2430 Dental Services \$7,244.77

LEA : 119584503 Montrose Area SD

Printed 11/28/2018 1:41:42 PM

General Fund (10)				
2440 Nursing Services	<u>Elementary</u>	<u>Secondary</u>	<u>Federal</u>	<u>Total</u>
100 <u>Personnel Services – Salaries</u>				
100 Personnel Services – Salaries				237,427.82
Total Personnel Services – Salaries				\$237,427.82
200 <u>Personnel Services – Employee Benefits</u>				
210 Group Insurance – Contracted Provider				63,330.63
220 Social Security Contributions				17,703.95
230 PSERS Retirement Contributions				76,122.64
260 Workers' Compensation				1,342.87
Total Personnel Services – Employee Benefits				\$158,500.09
400 <u>Purchased Property Services</u>				
430 Repairs and Maintenance Services				375.00
Total Purchased Property Services				\$375.00
600 <u>Supplies</u>				
610 General Supplies				7,425.78
Total Supplies				\$7,425.78
Total 2440 Nursing Services				\$403,728.69

LEA : 119584503 Montrose Area SD

Printed 11/28/2018 1:41:42 PM

General Fund (10)				
2500 Support Services – Business	Elementary	Secondary	Federal	Total
100 <u>Personnel Services – Salaries</u>				
100 Personnel Services – Salaries				190,711.08
Total Personnel Services – Salaries				\$190,711.08
200 <u>Personnel Services – Employee Benefits</u>				
210 Group Insurance – Contracted Provider				51,483.95
220 Social Security Contributions				16,277.18
230 PSERS Retirement Contributions				62,114.84
250 Unemployment Compensation				4,167.35
260 Workers' Compensation				1,223.36
Total Personnel Services – Employee Benefits				\$135,266.68
300 <u>Purchased Professional and Technical Services</u>				
330 Other Professional Services				4,270.30
Total Purchased Professional and Technical Services				\$4,270.30
400 <u>Purchased Property Services</u>				
440 Rentals				7,357.64
Total Purchased Property Services				\$7,357.64
500 <u>Other Purchased Services</u>				
530 Communications				6,388.42
550 Printing and Binding				1,126.78
580 Travel				6,714.97
Total Other Purchased Services				\$14,230.17
600 <u>Supplies</u>				
610 General Supplies				26,119.89
Total Supplies				\$26,119.89
800 <u>Other Objects</u>				
810 Dues and Fees				460.00
Total Other Objects				\$460.00
Total 2500 Support Services – Business				\$378,415.76

LEA : 119584503 Montrose Area SD

Printed 11/28/2018 1:41:42 PM

General Fund (10)				
2510 Fiscal Services				
	<u>Elementary</u>	<u>Secondary</u>	<u>Federal</u>	<u>Total</u>
100 <u>Personnel Services – Salaries</u>				
100 Personnel Services – Salaries				190,711.08
Total Personnel Services – Salaries				\$190,711.08
200 <u>Personnel Services – Employee Benefits</u>				
210 Group Insurance – Contracted Provider				51,483.95
220 Social Security Contributions				16,277.18
230 PSERS Retirement Contributions				62,114.84
250 Unemployment Compensation				4,167.35
260 Workers' Compensation				1,223.36
Total Personnel Services – Employee Benefits				\$135,266.68
300 <u>Purchased Professional and Technical Services</u>				
330 Other Professional Services				4,270.30
Total Purchased Professional and Technical Services				\$4,270.30
400 <u>Purchased Property Services</u>				
440 Rentals				7,357.64
Total Purchased Property Services				\$7,357.64
500 <u>Other Purchased Services</u>				
530 Communications				6,388.42
550 Printing and Binding				1,126.78
580 Travel				6,714.97
Total Other Purchased Services				\$14,230.17
600 <u>Supplies</u>				
610 General Supplies				26,119.89
Total Supplies				\$26,119.89
800 <u>Other Objects</u>				
810 Dues and Fees				460.00
Total Other Objects				\$460.00
Total 2510 Fiscal Services				\$378,415.76

LEA : 119584503 Montrose Area SD

Printed 11/28/2018 1:41:42 PM

General Fund (10)				
2512 Budgeting Services				
	<u>Elementary</u>	<u>Secondary</u>	<u>Federal</u>	<u>Total</u>
100 <u>Personnel Services – Salaries</u>				
100 Personnel Services – Salaries				190,711.08
Total Personnel Services – Salaries				\$190,711.08
200 <u>Personnel Services – Employee Benefits</u>				
210 Group Insurance – Contracted Provider				51,483.95
220 Social Security Contributions				16,277.18
230 PSERS Retirement Contributions				62,114.84
250 Unemployment Compensation				4,167.35
260 Workers' Compensation				1,223.36
Total Personnel Services – Employee Benefits				\$135,266.68
300 <u>Purchased Professional and Technical Services</u>				
330 Other Professional Services				4,270.30
Total Purchased Professional and Technical Services				\$4,270.30
400 <u>Purchased Property Services</u>				
440 Rentals				7,357.64
Total Purchased Property Services				\$7,357.64
500 <u>Other Purchased Services</u>				
530 Communications				6,388.42
550 Printing and Binding				1,126.78
580 Travel				6,714.97
Total Other Purchased Services				\$14,230.17
600 <u>Supplies</u>				
610 General Supplies				26,119.89
Total Supplies				\$26,119.89
800 <u>Other Objects</u>				
810 Dues and Fees				460.00
Total Other Objects				\$460.00
Total 2512 Budgeting Services				\$378,415.76

LEA : 119584503 Montrose Area SD

Printed 11/28/2018 1:41:42 PM

General Fund (10)				
2600 Operation and Maintenance of Plant Services	<u>Elementary</u>	<u>Secondary</u>	<u>Federal</u>	<u>Total</u>
100 <u>Personnel Services – Salaries</u>				
100 Personnel Services – Salaries				547,557.64
Total Personnel Services – Salaries				\$547,557.64
200 <u>Personnel Services – Employee Benefits</u>				
210 Group Insurance – Contracted Provider				202,701.44
220 Social Security Contributions				40,600.88
230 PSERS Retirement Contributions				178,054.25
260 Workers' Compensation				2,731.91
Total Personnel Services – Employee Benefits				\$424,088.48
300 <u>Purchased Professional and Technical Services</u>				
340 Technical Services				30,862.49
Total Purchased Professional and Technical Services				\$30,862.49
400 <u>Purchased Property Services</u>				
410 Cleaning Services				10,471.75
420 Utility Services				105,371.34
430 Repairs and Maintenance Services				113,557.29
440 Rentals				6,759.80
Total Purchased Property Services				\$236,160.18
500 <u>Other Purchased Services</u>				
523 General Property and Liability Insurance				128,166.89
530 Communications				7,136.80
580 Travel				169.79
Total Other Purchased Services				\$135,473.48
600 <u>Supplies</u>				
610 General Supplies	47,860.26	72,601.93		120,462.19
620 Energy				355,565.57
Total Supplies	\$47,860.26	\$72,601.93		\$476,027.76
700 <u>Property</u>				
762 Capitalized Equipment - Replacement				49,563.50
Total Property				\$49,563.50
800 <u>Other Objects</u>				
810 Dues and Fees				1,212.00
Total Other Objects				\$1,212.00
Total 2600 Operation and Maintenance of Plant Services	\$47,860.26	\$72,601.93		\$1,900,945.53

LEA : 119584503 Montrose Area SD

Printed 11/28/2018 1:41:42 PM

General Fund (10)				
2610 Supervision of Operation and Maintenance of Plant Services	<u>Elementary</u>	<u>Secondary</u>	<u>Federal</u>	<u>Total</u>
100 <u>Personnel Services – Salaries</u>				
100 Personnel Services – Salaries				5,000.00
Total Personnel Services – Salaries				\$5,000.00
200 <u>Personnel Services – Employee Benefits</u>				
220 Social Security Contributions				375.44
230 PSERS Retirement Contributions				1,628.62
Total Personnel Services – Employee Benefits				\$2,004.06
Total 2610 Supervision of Operation and Maintenance of Plant Services				\$7,004.06

LEA : 119584503 Montrose Area SD

Printed 11/28/2018 1:41:42 PM

General Fund (10)

2611 Supervision of Operation and Maintenance of Plant Services – Head of Component	<u>Elementary</u>	<u>Secondary</u>	<u>Federal</u>	<u>Total</u>
100 <u>Personnel Services – Salaries</u>				
100 Personnel Services – Salaries				5,000.00
Total Personnel Services – Salaries				\$5,000.00
200 <u>Personnel Services – Employee Benefits</u>				
220 Social Security Contributions				375.44
230 PSERS Retirement Contributions				1,628.62
Total Personnel Services – Employee Benefits				\$2,004.06
Total 2611 Supervision of Operation and Maintenance of Plant Services – Head of Component				\$7,004.06

LEA : 119584503 Montrose Area SD

Printed 11/28/2018 1:41:42 PM

General Fund (10)				
2620 Operation of Buildings Services	<u>Elementary</u>	<u>Secondary</u>	<u>Federal</u>	<u>Total</u>
100 <u>Personnel Services – Salaries</u>				
100 Personnel Services – Salaries				541,537.64
Total Personnel Services – Salaries				\$541,537.64
200 <u>Personnel Services – Employee Benefits</u>				
210 Group Insurance – Contracted Provider				202,701.44
220 Social Security Contributions				40,147.41
230 PSERS Retirement Contributions				176,093.42
260 Workers' Compensation				2,731.91
Total Personnel Services – Employee Benefits				\$421,674.18
300 <u>Purchased Professional and Technical Services</u>				
340 Technical Services				30,862.49
Total Purchased Professional and Technical Services				\$30,862.49
400 <u>Purchased Property Services</u>				
410 Cleaning Services				10,471.75
420 Utility Services				105,371.34
430 Repairs and Maintenance Services				113,557.29
440 Rentals				6,759.80
Total Purchased Property Services				\$236,160.18
500 <u>Other Purchased Services</u>				
523 General Property and Liability Insurance				128,166.89
530 Communications				7,136.80
580 Travel				169.79
Total Other Purchased Services				\$135,473.48
600 <u>Supplies</u>				
610 General Supplies	47,860.26	72,601.93		120,462.19
620 Energy				355,565.57
Total Supplies	\$47,860.26	\$72,601.93		\$476,027.76
700 <u>Property</u>				
762 Capitalized Equipment - Replacement				49,563.50
Total Property				\$49,563.50
800 <u>Other Objects</u>				
810 Dues and Fees				1,212.00
Total Other Objects				\$1,212.00
Total 2620 Operation of Buildings Services	\$47,860.26	\$72,601.93		\$1,892,511.23

LEA : 119584503 Montrose Area SD

Printed 11/28/2018 1:41:42 PM

General Fund (10)

2660 Safety and Security Services	<u>Elementary</u>	<u>Secondary</u>	<u>Federal</u>	<u>Total</u>
100 <u>Personnel Services – Salaries</u>				
100 Personnel Services – Salaries				1,020.00
Total Personnel Services – Salaries				\$1,020.00
200 <u>Personnel Services – Employee Benefits</u>				
220 Social Security Contributions				78.03
230 PSERS Retirement Contributions				332.21
Total Personnel Services – Employee Benefits				\$410.24
Total 2660 Safety and Security Services				\$1,430.24

LEA : 119584503 Montrose Area SD

Printed 11/28/2018 1:41:42 PM

General Fund (10)				
2700 Student Transportation Services				
	<u>Elementary</u>	<u>Secondary</u>	<u>Federal</u>	<u>Total</u>
100 <u>Personnel Services – Salaries</u>				
100 Personnel Services – Salaries				47,673.64
Total Personnel Services – Salaries				\$47,673.64
200 <u>Personnel Services – Employee Benefits</u>				
210 Group Insurance – Contracted Provider				16,502.92
220 Social Security Contributions				3,491.51
230 PSERS Retirement Contributions				15,527.26
260 Workers' Compensation				253.98
Total Personnel Services – Employee Benefits				\$35,775.67
300 <u>Purchased Professional and Technical Services</u>				
330 Other Professional Services				3,410.00
Total Purchased Professional and Technical Services				\$3,410.00
400 <u>Purchased Property Services</u>				
430 Repairs and Maintenance Services				8,334.46
Total Purchased Property Services				\$8,334.46
500 <u>Other Purchased Services</u>				
513 Contracted Carriers				1,890,425.76
516 Student Transportation Services From the IU				9,998.36
580 Travel				1,991.84
Total Other Purchased Services				\$1,902,415.96
600 <u>Supplies</u>				
610 General Supplies				689.67
620 Energy				276.47
Total Supplies				\$966.14
700 <u>Property</u>				
758 Capitalized Technology Software - Original				1,652.40
Total Property				\$1,652.40
Total 2700 Student Transportation Services				\$2,000,228.27

LEA : 119584503 Montrose Area SD

Printed 11/28/2018 1:41:42 PM

General Fund (10)				
2720 Vehicle Operation Services				
	<u>Elementary</u>	<u>Secondary</u>	<u>Federal</u>	<u>Total</u>
100 <u>Personnel Services – Salaries</u>				
100 Personnel Services – Salaries				47,673.64
Total Personnel Services – Salaries				\$47,673.64
200 <u>Personnel Services – Employee Benefits</u>				
210 Group Insurance – Contracted Provider				16,502.92
220 Social Security Contributions				3,491.51
230 PSERS Retirement Contributions				15,527.26
260 Workers' Compensation				253.98
Total Personnel Services – Employee Benefits				\$35,775.67
300 <u>Purchased Professional and Technical Services</u>				
330 Other Professional Services				3,410.00
Total Purchased Professional and Technical Services				\$3,410.00
400 <u>Purchased Property Services</u>				
430 Repairs and Maintenance Services				8,334.46
Total Purchased Property Services				\$8,334.46
500 <u>Other Purchased Services</u>				
513 Contracted Carriers				1,791,960.23
516 Student Transportation Services From the IU				9,998.36
580 Travel				1,991.84
Total Other Purchased Services				\$1,803,950.43
600 <u>Supplies</u>				
610 General Supplies				689.67
620 Energy				276.47
Total Supplies				\$966.14
700 <u>Property</u>				
758 Capitalized Technology Software - Original				1,652.40
Total Property				\$1,652.40
Total 2720 Vehicle Operation Services				\$1,901,762.74

LEA : 119584503 Montrose Area SD

Printed 11/28/2018 1:41:42 PM

General Fund (10)				
2750 Nonpublic Transportation	<u>Elementary</u>	<u>Secondary</u>	<u>Federal</u>	<u>Total</u>
500 <u>Other Purchased Services</u>				
513 Contracted Carriers				98,465.53
Total Other Purchased Services				\$98,465.53
Total 2750 Nonpublic Transportation				\$98,465.53

LEA : 119584503 Montrose Area SD

Printed 11/28/2018 1:41:42 PM

General Fund (10)				
2800 Support Services – Central	Elementary	Secondary	Federal	Total
100 Personnel Services – Salaries				
100 Personnel Services – Salaries				500,072.36
Total Personnel Services – Salaries				\$500,072.36
200 Personnel Services – Employee Benefits				
210 Group Insurance – Contracted Provider				80,206.56
220 Social Security Contributions				31,848.98
230 PSERS Retirement Contributions				109,241.62
260 Workers' Compensation				1,832.81
280 Other Post-Employment Benefits (OPEB)				377,015.74
Total Personnel Services – Employee Benefits				\$600,145.71
300 Purchased Professional and Technical Services				
329 Professional Educational Services – Other				5,154.30
Total Purchased Professional and Technical Services				\$5,154.30
400 Purchased Property Services				
430 Repairs and Maintenance Services				154,111.87
Total Purchased Property Services				\$154,111.87
500 Other Purchased Services				
530 Communications				78,313.77
580 Travel				8,307.80
Total Other Purchased Services				\$86,621.57
600 Supplies				
610 General Supplies				5,672.29
640 Books and Periodicals				17,226.88
650 Supplies & Fees – Technology Related				48,261.02
Total Supplies				\$71,160.19
700 Property				
758 Capitalized Technology Software - Original				9,066.60
768 Capitalized Technology Software - Replacement				170,855.62
Total Property				\$179,922.22
Total 2800 Support Services – Central				\$1,597,188.22

LEA : 119584503 Montrose Area SD

Printed 11/28/2018 1:41:42 PM

General Fund (10)				
2810 Planning, Research, Development and Evaluation Services	<u>Elementary</u>	<u>Secondary</u>	<u>Federal</u>	<u>Total</u>
100 <u>Personnel Services – Salaries</u>				
100 Personnel Services – Salaries				332,201.87
Total Personnel Services – Salaries				\$332,201.87
200 <u>Personnel Services – Employee Benefits</u>				
210 Group Insurance – Contracted Provider				80,206.56
220 Social Security Contributions				24,830.73
230 PSERS Retirement Contributions				107,872.41
260 Workers' Compensation				1,832.81
Total Personnel Services – Employee Benefits				\$214,742.51
300 <u>Purchased Professional and Technical Services</u>				
329 Professional Educational Services – Other				5,154.30
Total Purchased Professional and Technical Services				\$5,154.30
400 <u>Purchased Property Services</u>				
430 Repairs and Maintenance Services				154,111.87
Total Purchased Property Services				\$154,111.87
500 <u>Other Purchased Services</u>				
530 Communications				78,313.77
580 Travel				8,307.80
Total Other Purchased Services				\$86,621.57
600 <u>Supplies</u>				
610 General Supplies				413.23
640 Books and Periodicals				17,226.88
650 Supplies & Fees – Technology Related				48,261.02
Total Supplies				\$65,901.13
700 <u>Property</u>				
758 Capitalized Technology Software - Original				9,066.60
768 Capitalized Technology Software - Replacement				170,855.62
Total Property				\$179,922.22
Total 2810 Planning, Research, Development and Evaluation Services				\$1,038,655.47

LEA : 119584503 Montrose Area SD

Printed 11/28/2018 1:41:42 PM

General Fund (10)				
2820 Information Services	<u>Elementary</u>	<u>Secondary</u>	<u>Federal</u>	<u>Total</u>
600 <u>Supplies</u>				
610 General Supplies				5,259.06
Total Supplies				\$5,259.06
Total 2820 Information Services				\$5,259.06

LEA : 119584503 Montrose Area SD

Printed 11/28/2018 1:41:42 PM

General Fund (10)				
2823 Public Information Services	<u>Elementary</u>	<u>Secondary</u>	<u>Federal</u>	<u>Total</u>
600 <u>Supplies</u>				
610 General Supplies				5,259.06
Total Supplies				\$5,259.06
Total 2823 Public Information Services				\$5,259.06

LEA : 119584503 Montrose Area SD

Printed 11/28/2018 1:41:42 PM

General Fund (10)

2830 Staff Services

	<u>Elementary</u>	<u>Secondary</u>	<u>Federal</u>	<u>Total</u>
100 <u>Personnel Services – Salaries</u>				
100 Personnel Services – Salaries				167,870.49
Total Personnel Services – Salaries				\$167,870.49
200 <u>Personnel Services – Employee Benefits</u>				
220 Social Security Contributions				7,018.25
230 PSERS Retirement Contributions				1,369.21
280 Other Post-Employment Benefits (OPEB)				377,015.74
Total Personnel Services – Employee Benefits				\$385,403.20
Total 2830 Staff Services				\$553,273.69

LEA : 119584503 Montrose Area SD

Printed 11/28/2018 1:41:42 PM

General Fund (10)

2835 Health Services

	<u>Elementary</u>	<u>Secondary</u>	<u>Federal</u>	<u>Total</u>
100 <u>Personnel Services – Salaries</u>				
100 Personnel Services – Salaries				167,870.49
Total Personnel Services – Salaries				\$167,870.49
200 <u>Personnel Services – Employee Benefits</u>				
220 Social Security Contributions				7,018.25
230 PSERS Retirement Contributions				1,369.21
280 Other Post-Employment Benefits (OPEB)				377,015.74
Total Personnel Services – Employee Benefits				\$385,403.20
Total 2835 Health Services				\$553,273.69

LEA : 119584503 Montrose Area SD

Printed 11/28/2018 1:41:42 PM

General Fund (10)

2900 Other Support Services	<u>Elementary</u>	<u>Secondary</u>	<u>Federal</u>	<u>Total</u>
500 <u>Other Purchased Services</u>				
595 IU Payments By Withholding				23,604.98
Total Other Purchased Services				\$23,604.98
Total 2900 Other Support Services				\$23,604.98

LEA : 119584503 Montrose Area SD

Printed 11/28/2018 1:41:42 PM

General Fund (10)

2910 Support Services Not Listed Elsewhere In the 2000 Series

Elementary Secondary Federal Total

500 <u>Other Purchased Services</u>				
595 IU Payments By Withholding				23,604.98
Total Other Purchased Services				\$23,604.98
Total 2910 Support Services Not Listed Elsewhere In the 2000 Series				\$23,604.98

LEA : 119584503 Montrose Area SD

Printed 11/28/2018 1:41:46 PM

General Fund (10)	
3000 Operation of Non-Instructional Services	<u>Total</u>
100 <u>Personnel Services – Salaries</u>	
100 Personnel Services – Salaries	180,795.84
Total Personnel Services – Salaries	\$180,795.84
200 <u>Personnel Services – Employee Benefits</u>	
210 Group Insurance – Contracted Provider	1,185.04
220 Social Security Contributions	13,257.73
230 PSERS Retirement Contributions	51,574.34
260 Workers’ Compensation	404.63
Total Personnel Services – Employee Benefits	\$66,421.74
300 <u>Purchased Professional and Technical Services</u>	
329 Professional Educational Services – Other	6,106.00
330 Other Professional Services	29,607.26
340 Technical Services	27,852.26
Total Purchased Professional and Technical Services	\$63,565.52
400 <u>Purchased Property Services</u>	
430 Repairs and Maintenance Services	11,638.49
440 Rentals	4,275.96
Total Purchased Property Services	\$15,914.45
500 <u>Other Purchased Services</u>	
510 Student Transportation Services	43,034.54
530 Communications	1,221.22
580 Travel	1,242.75
Total Other Purchased Services	\$45,498.51
600 <u>Supplies</u>	
610 General Supplies	44,212.60
650 Supplies & Fees – Technology Related	1,799.00
Total Supplies	\$46,011.60
800 <u>Other Objects</u>	
810 Dues and Fees	19,142.50
860 Grants To Municipal and Community Service Organizations	1,341.00
Total Other Objects	\$20,483.50
Total 3000 Operation of Non-Instructional Services	\$438,691.16

LEA : 119584503 Montrose Area SD

Printed 11/28/2018 1:41:46 PM

General Fund (10)				
3200 Student Activities				
	<u>Elementary</u>	<u>Secondary</u>	<u>Federal</u>	<u>Total</u>
100 <u>Personnel Services – Salaries</u>				
100 Personnel Services – Salaries				180,795.84
Total Personnel Services – Salaries				\$180,795.84
200 <u>Personnel Services – Employee Benefits</u>				
210 Group Insurance – Contracted Provider				1,185.04
220 Social Security Contributions				13,257.73
230 PSERS Retirement Contributions				51,574.34
260 Workers' Compensation				404.63
Total Personnel Services – Employee Benefits				\$66,421.74
300 <u>Purchased Professional and Technical Services</u>				
329 Professional Educational Services – Other				6,106.00
330 Other Professional Services				29,607.26
340 Technical Services				27,852.26
Total Purchased Professional and Technical Services				\$63,565.52
400 <u>Purchased Property Services</u>				
430 Repairs and Maintenance Services				11,638.49
440 Rentals				4,275.96
Total Purchased Property Services				\$15,914.45
500 <u>Other Purchased Services</u>				
510 Student Transportation Services				43,034.54
530 Communications				1,221.22
580 Travel				1,242.75
Total Other Purchased Services				\$45,498.51
600 <u>Supplies</u>				
610 General Supplies				44,212.60
650 Supplies & Fees – Technology Related				1,799.00
Total Supplies				\$46,011.60
800 <u>Other Objects</u>				
810 Dues and Fees				19,142.50
Total Other Objects				\$19,142.50
Total 3200 Student Activities				\$437,350.16

LEA : 119584503 Montrose Area SD

Printed 11/28/2018 1:41:46 PM

General Fund (10)

3300 Community Services

<u>Elementary</u>	<u>Secondary</u>	<u>Federal</u>	<u>Total</u>
-------------------	------------------	----------------	--------------

800 Other Objects

860 Grants To Municipal and Community Service Organizations			1,341.00
---	--	--	----------

Total Other Objects			\$1,341.00
----------------------------	--	--	-------------------

Total 3300 Community Services			\$1,341.00
--------------------------------------	--	--	-------------------

LEA : 119584503 Montrose Area SD

Printed 11/28/2018 1:41:48 PM

General Fund (10)

4000 Facilities Acquisition, Construction and Improvement Services		<u>Total</u>
400 <u>Purchased Property Services</u>		
430 Repairs and Maintenance Services		85,650.95
Total Purchased Property Services		\$85,650.95
Total 4000 Facilities Acquisition, Construction and Improvement Services		\$85,650.95

LEA : 119584503 Montrose Area SD

Printed 11/28/2018 1:41:48 PM

General Fund (10)

4600 Existing Building Improvement Services	<u>Elementary</u>	<u>Secondary</u>	<u>Federal</u>	<u>Total</u>
400 <u>Purchased Property Services</u>				
430 Repairs and Maintenance Services				85,650.95
Total Purchased Property Services				\$85,650.95
Total 4600 Existing Building Improvement Services				\$85,650.95

LEA : 119584503 Montrose Area SD

Printed 11/28/2018 1:41:50 PM

General Fund (10)	
5000 Other Expenditures and Financing Uses	<u>Total</u>
800 <u>Other Objects</u>	
830 Interest	101,367.50
Total Other Objects	\$101,367.50
900 <u>Other Uses of Funds</u>	
910 Redemption of Principal	480,000.00
930 Fund Transfers	30,000.00
Total Other Uses of Funds	\$510,000.00
Total 5000 Other Expenditures and Financing Uses	\$611,367.50

LEA : 119584503 Montrose Area SD

Printed 11/28/2018 1:41:50 PM

General Fund (10)

5100 Debt Service / Other Expenditures and Financing Uses	<u>Elementary</u>	<u>Secondary</u>	<u>Federal</u>	<u>Total</u>
800 <u>Other Objects</u>				
830 Interest				101,367.50
Total Other Objects				\$101,367.50
900 <u>Other Uses of Funds</u>				
910 Redemption of Principal				480,000.00
Total Other Uses of Funds				\$480,000.00
Total 5100 Debt Service / Other Expenditures and Financing Uses				\$581,367.50

LEA : 119584503 Montrose Area SD

Printed 11/28/2018 1:41:50 PM

General Fund (10)				
5110 Debt Service	<u>Elementary</u>	<u>Secondary</u>	<u>Federal</u>	<u>Total</u>
800 <u>Other Objects</u>				
830 Interest				101,367.50
Total Other Objects				\$101,367.50
900 <u>Other Uses of Funds</u>				
910 Redemption of Principal				480,000.00
Total Other Uses of Funds				\$480,000.00
Total 5110 Debt Service				\$581,367.50

LEA : 119584503 Montrose Area SD

Printed 11/28/2018 1:41:50 PM

General Fund (10)

5200 Interfund Transfers – Out	<u>Elementary</u>	<u>Secondary</u>	<u>Federal</u>	<u>Total</u>
900 <u>Other Uses of Funds</u>				
930 Fund Transfers				30,000.00
Total Other Uses of Funds				\$30,000.00
Total 5200 Interfund Transfers – Out				\$30,000.00

LEA : 119584503 Montrose Area SD

Printed 11/28/2018 1:41:50 PM

General Fund (10)

5250 Enterprise Fund Transfers	<u>Elementary</u>	<u>Secondary</u>	<u>Federal</u>	<u>Total</u>
900 <u>Other Uses of Funds</u>				
930 Fund Transfers				30,000.00
Total Other Uses of Funds				\$30,000.00
Total 5250 Enterprise Fund Transfers				\$30,000.00

LEA : 119584503 Montrose Area SD

Printed 11/28/2018 1:41:40 PM

Other Capital Projects Fund (39)

1000 Instruction		<u>Total</u>
700 <u>Property</u>		
762 Capitalized Equipment - Replacement		3,487.50
Total Property		\$3,487.50
Total 1000 Instruction		\$3,487.50

LEA : 119584503 Montrose Area SD

Printed 11/28/2018 1:41:40 PM

Other Capital Projects Fund (39)

1100 Regular Programs – Elementary / Secondary	<u>Elementary</u>	<u>Secondary</u>	<u>Federal</u>	<u>Total</u>
700 <u>Property</u>				
762 Capitalized Equipment - Replacement	3,487.50			3,487.50
Total Property	\$3,487.50			\$3,487.50
Total 1100 Regular Programs – Elementary / Secondary	\$3,487.50			\$3,487.50

LEA : 119584503 Montrose Area SD

Printed 11/28/2018 1:41:40 PM

Other Capital Projects Fund (39)

1110 Regular Programs

	<u>Elementary</u>	<u>Secondary</u>	<u>Federal</u>	<u>Total</u>
700 <u>Property</u>				
762 Capitalized Equipment - Replacement	3,487.50			3,487.50
Total Property	\$3,487.50			\$3,487.50
Total 1110 Regular Programs	\$3,487.50			\$3,487.50

LEA : 119584503 Montrose Area SD

Printed 11/28/2018 1:41:45 PM

Other Capital Projects Fund (39)

2000 Support Services

Total

700 <u>Property</u>	
752 Capital Equipment – Original and Additional	85,834.99
762 Capitalized Equipment - Replacement	64,996.72
766 Capitalized Technology Hardware and Equipment – Replacement	202,678.05
Total Property	\$353,509.76
Total 2000 Support Services	\$353,509.76

LEA : 119584503 Montrose Area SD

Printed 11/28/2018 1:41:45 PM

Other Capital Projects Fund (39)

2500 Support Services – Business

<u>Elementary</u>	<u>Secondary</u>	<u>Federal</u>	<u>Total</u>
-------------------	------------------	----------------	--------------

700 Property

752 Capital Equipment – Original and Additional			19,394.00
---	--	--	-----------

Total Property			\$19,394.00
-----------------------	--	--	--------------------

Total 2500 Support Services – Business			\$19,394.00
---	--	--	--------------------

LEA : 119584503 Montrose Area SD

Printed 11/28/2018 1:41:45 PM

Other Capital Projects Fund (39)

2510 Fiscal Services	<u>Elementary</u>	<u>Secondary</u>	<u>Federal</u>	<u>Total</u>
700 <u>Property</u>				
752 Capital Equipment – Original and Additional				19,394.00
Total Property				\$19,394.00
Total 2510 Fiscal Services				\$19,394.00

LEA : 119584503 Montrose Area SD

Printed 11/28/2018 1:41:45 PM

Other Capital Projects Fund (39)

2511 Supervision of Fiscal Services - Head of Component

Elementary

Secondary

Federal

Total

700 Property

752 Capital Equipment – Original and Additional

19,394.00

Total Property				\$19,394.00
Total 2511 Supervision of Fiscal Services - Head of Component				\$19,394.00

LEA : 119584503 Montrose Area SD

Printed 11/28/2018 1:41:45 PM

Other Capital Projects Fund (39)

2600 Operation and Maintenance of Plant Services

Elementary Secondary Federal Total

700 <u>Property</u>				
752 Capital Equipment – Original and Additional				66,440.99
762 Capitalized Equipment - Replacement				26,541.73
Total Property				\$92,982.72
Total 2600 Operation and Maintenance of Plant Services				\$92,982.72

LEA : 119584503 Montrose Area SD

Printed 11/28/2018 1:41:45 PM

Other Capital Projects Fund (39)

2620 Operation of Buildings Services

Elementary Secondary Federal Total

700 <u>Property</u>				
752 Capital Equipment – Original and Additional				66,440.99
762 Capitalized Equipment - Replacement				26,541.73
Total Property				\$92,982.72
Total 2620 Operation of Buildings Services				\$92,982.72

LEA : 119584503 Montrose Area SD

Printed 11/28/2018 1:41:45 PM

Other Capital Projects Fund (39)

2700 Student Transportation Services	<u>Elementary</u>	<u>Secondary</u>	<u>Federal</u>	<u>Total</u>
700 <u>Property</u>				
762 Capitalized Equipment - Replacement				38,454.99
Total Property				\$38,454.99
Total 2700 Student Transportation Services				\$38,454.99

LEA : 119584503 Montrose Area SD

Printed 11/28/2018 1:41:45 PM

Other Capital Projects Fund (39)

2720 Vehicle Operation Services

<u>Elementary</u>	<u>Secondary</u>	<u>Federal</u>	<u>Total</u>
-------------------	------------------	----------------	--------------

700 <u>Property</u>			
762 Capitalized Equipment - Replacement			38,454.99
Total Property			\$38,454.99
Total 2720 Vehicle Operation Services			\$38,454.99

LEA : 119584503 Montrose Area SD

Printed 11/28/2018 1:41:45 PM

Other Capital Projects Fund (39)

2800 Support Services – Central

Elementary Secondary Federal Total

700 <u>Property</u>				
766 Capitalized Technology Hardware and Equipment– Replacement				202,678.05

Total Property				\$202,678.05
Total 2800 Support Services – Central				\$202,678.05

LEA : 119584503 Montrose Area SD

Printed 11/28/2018 1:41:45 PM

Other Capital Projects Fund (39)

2810 Planning, Research, Development and Evaluation Services

Elementary

Secondary

Federal

Total

700 Property

766 Capitalized Technology Hardware and Equipment – Replacement

202,678.05

Total Property				\$202,678.05
Total 2810 Planning, Research, Development and Evaluation Services				\$202,678.05

LEA : 119584503 Montrose Area SD

Printed 11/28/2018 1:41:49 PM

Other Capital Projects Fund (39)

4000 Facilities Acquisition, Construction and Improvement Services

Total

400 <u>Purchased Property Services</u>	
430 Repairs and Maintenance Services	442,747.14
Total Purchased Property Services	\$442,747.14
700 <u>Property</u>	
710 Land and Improvements	21,478.60
762 Capitalized Equipment - Replacement	81,097.32
766 Capitalized Technology Hardware and Equipment – Replacement	3,040.00
Total Property	\$105,615.92
Total 4000 Facilities Acquisition, Construction and Improvement Services	\$548,363.06

LEA : 119584503 Montrose Area SD

Printed 11/28/2018 1:41:49 PM

Other Capital Projects Fund (39)

4200 Existing Site Improvement Services

<u>Elementary</u>	<u>Secondary</u>	<u>Federal</u>	<u>Total</u>
-------------------	------------------	----------------	--------------

700 <u>Property</u>			
710 Land and Improvements			21,478.60

Total Property			\$21,478.60
Total 4200 Existing Site Improvement Services			\$21,478.60

LEA : 119584503 Montrose Area SD

Printed 11/28/2018 1:41:49 PM

Other Capital Projects Fund (39)

4600 Existing Building Improvement Services	<u>Elementary</u>	<u>Secondary</u>	<u>Federal</u>	<u>Total</u>
400 <u>Purchased Property Services</u>				
430 Repairs and Maintenance Services				442,747.14
Total Purchased Property Services				\$442,747.14
700 <u>Property</u>				
762 Capitalized Equipment - Replacement				81,097.32
766 Capitalized Technology Hardware and Equipment– Replacement				3,040.00
Total Property				\$84,137.32
Total 4600 Existing Building Improvement Services				\$526,884.46

LEA : 119584503 Montrose Area SD

Printed 11/28/2018 1:41:56 PM

	<u>General Fund(10)</u>	<u>Public Purpose Trust(27)</u>	<u>Other Compt Approved (28)</u>	<u>Athletic / Activity(29)</u>	<u>Capital Reserve (690. 1850)(31)</u>
1000 <u>Instruction</u>					
1100 Regular Programs - Elementary / Secondary	11,716,593.60				
1200 Special Programs - Elementary / Secondary	3,052,674.52				
1300 Vocational Education	607,609.58				
1400 Other Instructional Programs - Elementary / Secondary	84,299.15				
Total Instruction	\$15,461,176.85				
2000 <u>Support Services</u>					
2100 Support Services - Students	716,620.68				
2200 Support Services - Instructional Staff	798,601.39				
2300 Support Services - Administration	1,508,819.40				
2400 Support Services - Pupil Health	410,973.46				
2500 Support Services - Business	378,415.76				
2600 Operation and Maintenance of Plant Services	1,900,945.53				
2700 Student Transportation Services	2,000,228.27				
2800 Support Services - Central	1,597,188.22				
2900 Other Support Services	23,604.98				
Total Support Services	\$9,335,397.69				
3000 <u>Operation of Non-Instructional Services</u>					
3200 Student Activities	437,350.16				
3300 Community Services	1,341.00				
Total Operation of Non-Instructional Services	\$438,691.16				
4000 <u>Facilities Acquisition, Construction and Improvement Services</u>					
4200 Existing Site Improvement Services					
4600 Existing Building Improvement Services	85,650.95				
Total Facilities Acquisition, Construction and Improvement Services	\$85,650.95				
5000 <u>Other Expenditures and Financing Uses</u>					
5100 Debt Service / Other Expenditures and Financing Uses	581,367.50				
5200 Interfund Transfers - Out	30,000.00				
Total Other Expenditures and Financing Uses	\$611,367.50				
TOTAL ACTUAL EXPENDITURES & OTHER FINANCING USES	\$25,932,284.15				

LEA : 119584503 Montrose Area SD

Printed 11/28/2018 1:41:56 PM

	<u>Capital Reserve (1431)(32)</u>	<u>Other Capital Projects Fund(39)</u>	<u>Debt Service(40)</u>	<u>Permanent(90)</u>	<u>Total</u>
1000 <u>Instruction</u>					
1100 Regular Programs - Elementary / Secondary		3,487.50			11,720,081.10
1200 Special Programs - Elementary / Secondary					3,052,674.52
1300 Vocational Education					607,609.58
1400 Other Instructional Programs - Elementary / Secondary					84,299.15
Total Instruction		\$3,487.50			\$15,464,664.35
2000 <u>Support Services</u>					
2100 Support Services - Students					716,620.68
2200 Support Services - Instructional Staff					798,601.39
2300 Support Services - Administration					1,508,819.40
2400 Support Services - Pupil Health					410,973.46
2500 Support Services - Business		19,394.00			397,809.76
2600 Operation and Maintenance of Plant Services		92,982.72			1,993,928.25
2700 Student Transportation Services		38,454.99			2,038,683.26
2800 Support Services - Central		202,678.05			1,799,866.27
2900 Other Support Services					23,604.98
Total Support Services		\$353,509.76			\$9,688,907.45
3000 <u>Operation of Non-Instructional Services</u>					
3200 Student Activities					437,350.16
3300 Community Services					1,341.00
Total Operation of Non-Instructional Services					\$438,691.16
4000 <u>Facilities Acquisition, Construction and Improvement Services</u>					
4200 Existing Site Improvement Services		21,478.60			21,478.60
4600 Existing Building Improvement Services		526,884.46			612,535.41
Total Facilities Acquisition, Construction and Improvement Services		\$548,363.06			\$634,014.01
5000 <u>Other Expenditures and Financing Uses</u>					
5100 Debt Service / Other Expenditures and Financing Uses					581,367.50
5200 Interfund Transfers - Out					30,000.00
Total Other Expenditures and Financing Uses					\$611,367.50
TOTAL ACTUAL EXPENDITURES & OTHER FINANCING USES		\$905,360.32			\$26,837,644.47

LEA : 119584503 Montrose Area SD

Printed 11/28/2018 1:42:02 PM

PSERS Salary Data (Salary Data should relate to the General Fund only)

Amount	Description	Amount
	Total Salary Base for salaries subject to PSERS withholding	11,290,374.11
	Total Federally Funded salaries subject to PSERS withholding	429,122.13

Title I Expenditure Data

Amount	Description	Amount
	Expenditures Funded with Current Title I Funds	321,803.93
	Expenditures Funded with Carry over Title I Funds	50,545.72
Total Title I Expenditure Data		\$372,349.65

Benefits for Staff Relative to Collective Bargaining Agreements

	OBJECT	COVERED	NOT COVERED	TOTAL
10 General Fund	No Self Insurance data to report			
	211 Medical Insurance	2,185,000.38	52,660.32	2,237,660.70
	212 Dental Insurance	123,599.92	2,448.00	126,047.92
	215 Eye Care Insurance	24,793.24	335.16	25,128.40
	216 Prescription Insurance			
	271 Self-Insurance Medical Benefits			
	272 Self-Insurance Dental Benefits			
	275 Self-Insurance Eye Care Benefits			
	276 Self-Insurance Prescription Benefits			
	FUND TOTAL	\$2,333,393.54	\$55,443.48	\$2,388,837.02
50 Enterprise Fund	No Self Insurance data to report			
	211 Medical Insurance	56,406.16		56,406.16
	212 Dental Insurance	4,170.50		4,170.50
	215 Eye Care Insurance	563.16		563.16
	216 Prescription Insurance			
	271 Self-Insurance Medical Benefits			
	272 Self-Insurance Dental Benefits			
	275 Self-Insurance Eye Care Benefits			
	276 Self-Insurance Prescription Benefits			
	FUND TOTAL	\$61,139.82		\$61,139.82
60 Internal Service Fund	No Self Insurance data to report			
	211 Medical Insurance			
	212 Dental Insurance			
	215 Eye Care Insurance			
	216 Prescription Insurance			
	271 Self-Insurance Medical Benefits			
	272 Self-Insurance Dental Benefits			
	275 Self-Insurance Eye Care Benefits			
	276 Self-Insurance Prescription Benefits			
	FUND TOTAL			
Total of All Funds		\$2,394,533.36	\$55,443.48	\$2,449,976.84

LEA : 119584503 Montrose Area SD

Printed 11/28/2018 1:42:05 PM

Function	Special Education (Prior Year)	Nonspecial Education (Prior Year)	Total (Prior Year)	Special Education (Current Year)	Nonspecial Education (Current Year)	Total (Current Year)
2120 Guidance Services	123,130.88	526,293.59	649,424.47	132,460.61	529,511.44	661,972.05
2140 Psychological Services	12,964.72	55,414.63	68,379.35	10,935.19	43,713.44	54,648.63
2150 Speech Pathology and Audiology Services						
2160 Social Work Services						
2260 Instruction and Curriculum Development Services	25,637.84	109,582.82	135,220.66	87,966.79	351,647.36	439,614.15
2350 Legal and Accounting Services	6,953.60	59,810.81	66,764.41	10,260.50	64,381.97	74,642.47
2420 Medical Services						
2440 Nursing Services	74,345.58	317,832.42	392,178.00	80,786.11	322,942.58	403,728.69
2700 Student Transportation Services	18,288.07	1,939,829.96	1,958,118.03	1,430.64	1,998,797.63	2,000,228.27
Total	\$261,320.69	\$3,008,764.23	\$3,270,084.92	\$323,839.84	\$3,310,994.42	\$3,634,834.26

LEA : 119584503 Montrose Area SD

Printed 11/28/2018 1:42:06 PM

(PRINCIPAL AMOUNTS ONLY)								
<u>GOVERNMENTAL FUNDS/ ACTIVITIES</u>	Short-Term Borrowing	General Obligation Bonds/Notes	Authority Building Obligations	Other Long-Term Debt	Other Post- Employment Benefits (OPEB)	Compensated Absences	Net Pension Liability	Total
1. Debt at Beginning of Fiscal Year		4,700,000.00			9,664,001.00	1,956,628.00	42,180,819.00	58,501,448.00
2. Additional Debt Incurred During Year						170,931.00		170,931.00
3. Retirements and Repayments		480,000.00			659,070.00		957,715.00	2,096,785.00
4. Debt at End of Fiscal Year		4,220,000.00			9,004,931.00	2,127,559.00	41,223,104.00	56,575,594.00
5. Accreted Interest at End Of Fiscal Year								
6. Total Debt and Accreted Interest		4,220,000.00			9,004,931.00	2,127,559.00	41,223,104.00	56,575,594.00
7. Current Portion P&I - Due within 1 year		581,667.50			11,188.00			592,855.50
8. Interest Paid during current fiscal year		101,367.50						101,367.50

(PRINCIPAL AMOUNTS ONLY)								
<u>PROPRIETARY FUNDS</u>	Short-Term Borrowing	General Obligation Bonds/Notes	Authority Building Obligations	Other Long-Term Debt	Other Post- Employment Benefits (OPEB)	Compensated Absences	Net Pension Liability	Total
1. Debt at Beginning of Fiscal Year							834,181.00	834,181.00
2. Additional Debt Incurred During Year								
3. Retirements and Repayments							27,285.00	27,285.00
4. Debt at End of Fiscal Year							806,896.00	806,896.00
5. Accreted Interest at End Of Fiscal Year								
6. Total Debt and Accreted Interest							806,896.00	806,896.00
7. Current Portion P&I - Due within 1 year								
8. Interest Paid during current fiscal year								

LEA : 119584503 Montrose Area SD

Printed 11/28/2018 1:42:06 PM

Total Principal and Interest Payments Made by Your School - All Funds

Function	Fund		Principal (910)	Principal (920)	Interest (830)	Total (Principal +Interest)	Misc Other Uses (990)
5110	10	General Fund	480,000.00		101,367.50	581,367.50	
5110	20	Special Revenue Funds					
5110	30	Capital Projects Funds					
5110	40	Debt Service Fund					
5110	90	Permanent Fund					
5120	10	General Fund					
5120	20	Special Revenue Funds					
5120	30	Capital Projects Funds					
5120	40	Debt Service Fund					
Total Debt Payments - Governmental Funds			\$480,000.00		\$101,367.50	\$581,367.50	

Function	Fund		Principal (910)	Principal (920)	Interest (830)	Total (Principal +Interest)
5110	50	Enterprise Fund				
5110	60	Internal Service Fund				
5120	50	Enterprise Fund				
5120	60	Internal Service Fund				
Total Debt Payments - Proprietary Funds						

LEA : 119584503 Montrose Area SD

Printed 11/28/2018 1:42:06 PM

Debt Details
Governmental Funds/ Activities

Debt Category	Debt Issue Date (MM/YYYY)	Principal Amounts Only				Current Portion Due Within One Year (Principal and Interest)	Interest Paid During Fiscal Year
		Debt at Beginning of Fiscal Year	Additions	Reductions / Repayments	Debt at End of Fiscal Year		
General Obligation Bonds/Notes – CIB	07/2015	4,700,000.00		480,000.00	4,220,000.00	581,667.50	101,367.50
Compensated Absences		1,956,628.00	170,931.00		2,127,559.00		
Other Post-Employment Benefits (OPEB)		9,664,001.00		659,070.00	9,004,931.00	11,188.00	
Net Pension Liability		42,180,819.00		957,715.00	41,223,104.00		
Totals for Debt Entered:		\$58,501,448.00	\$170,931.00	\$2,096,785.00	\$56,575,594.00	\$592,855.50	\$101,367.50

Bond Details
Proprietary Funds

Debt Category	Debt Issue Date (MM/YYYY)	Principal Amounts Only				Current Portion Due Within One Year (Principal and Interest)	Interest Paid During Fiscal Year
		Debt at Beginning of Fiscal Year	Additions	Reductions / Repayments	Debt at End of Fiscal Year		
Net Pension Liability		834,181.00		27,285.00	806,896.00		
Totals for Debt Entered:		\$834,181.00		\$27,285.00	\$806,896.00		

LEA : 119584503 Montrose Area SD

Printed 11/28/2018 1:42:07 PM

General Fund (10)

Section 1: Tuition/Purchased Services as Reported within Expenditure Detail	Amount
Tuition Reported in General Fund Expenditures 1000-560	1,349,526.39
Purchased Services in General Fund Expenditures 1000-594 and 1000-597	
Section 1 Total	\$1,349,526.39

Section 2: Tuition Paid to Institution Types During Fiscal Year	Tuition Paid For Nonspecial Education	Tuition Paid For Special Education	Total
1 1306 Institutions			
2 Institutionalized Children's Programs			
3 Juveniles Incarcerated in Adult Facilities			
4 Residential Treatment Facilities	53,282.11	101,197.79	154,479.90
5 Other Local Education Agencies		19,646.14	19,646.14
6 Brick and Mortar Charter Schools			
7 Cyber Charter Schools	597,462.62		597,462.62
8 Career and Technology Centers	546,532.72		546,532.72
9 Approved Private Schools		25,982.39	25,982.39
10 PA Chartered Schools for the Deaf and Blind		1,900.00	1,900.00
11 Private Residential Rehabilitative Institutions		3,522.62	3,522.62
12 Juvenile Detention Centers			
13 Special Program Jointures			
14 Other Tuition Not Included Elsewhere In This Section			
Section 2 Total	\$1,197,277.45	\$152,248.94	\$1,349,526.39

Audit Certification
Annual Financial Report:
For Fiscal Year Ending **6/30/2018**
(Pursuant to PA School Code Section 218(b))

LEA Name : Montrose Area SD
AUN Number : 119584503
County : Susquehanna

Audit Certification Due:
12/31/2018

This certification is applicable to the Annual Financial Report data submitted
through the Consolidated Financial Reporting System on: 11/29/18
Date

Auditing Firm: Murphy Dougherty + Company
1310 Church St, Suite 3000
Moscow, PA 18444

Auditor Contact Name: Paul Murphy, JR
Auditor Phone: 570-848-2866
Auditor E-mail: paul.murphy@murphydougherty.com


CERTIFICATION: By signing this page I agree that the financial statements of the school have been properly audited as noted above pursuant to Article XXIV, and in the auditor's professional opinion, the Annual Financial Report (PDE-2057) submitted on the date referenced is materially consistent with the audited financial statements.

Chief School Administrator


Signature

11-29-18
Date

Board Secretary


Signature

11.29.18
Date

Michelle Lusk

Contact Person

mlusk@masd.info

Contact Person E-mail Address

(570)278-6213

Ext :

Contact Person Telephone Number

(570)278-4798

Contact Person Fax Number